

**ADMINISTRATION REPORT  
AND  
ANNUAL ACCOUNTS**

**2014 - 2015**



**AN ISO 9001 : 2008 PORT**

Willingdon Island, Cochin - 682 009



# Contents...

	<b>Page No</b>
Board of Trustees	1
Principal Officers of Cochin Port Trust	2
Highlights	3
Port Operations at a glance	
<b>Part I - Descriptive</b>	
I Management	
II Traffic	
III Shipping	
IV Port Operations	
V Financial Position	
VI Engineering	
VII Labour Welfare and Industrial Relations	
VIII General Activities	
 <b>Part II - Statistical Appendices</b>	
Statements 1 - 40	
 <b>Part III - Financial Statements</b>	
(Balance Sheet and Annual Accounts)	





# BOARD OF TRUSTEES OF COCHIN PORT TRUST 2014-15

## MEMBERS

1. Chairman : **Shri Paul Antony, IAS**
2. Deputy Chairman : Vacant

Sl. No.	Name	Address	Representing
3	Shri A.K.Saran	Dy. Secretary, Ministry of Shipping Transport Bhawan, 1, Parliament Street, New Delhi – 110 001	Ministry of Shipping
4	Dr. K. N. Raghavan, I.R.S	Commissioner of Customs, Custom House, Willingdon Island, Kochi – 682 009	Dept. of Customs
5	Shri Amarnatha Shetty, IFS	Addl. Principal Chief Conservator of Forests Ministry of Environment & Forests, Regional Office, Kendriya Sadan, 4 <sup>th</sup> Floor, E&F Wings, 17 <sup>th</sup> Main Road, Koramangala II Block, Bangalore- 560034.	Ministry of Environment & Forests,
6	Capt. Varghese Mathew	Naval Officer (i/c), Kerala Naval Base, Cochin -682004	Defence Service
7	Shri P. Raveendran	Chief Freight Transportation Manager, Southern Railway, HeadQuarters, Park Town, Chennai – 600 003.	Indian Railways
8	DIG TKS Chandran	Commander, Coast Guard District Head Quarters, No.4, Kalvathy Road Fort Kochi – 682 001	Coast Guard



9	Shri James Varghese IAS	Principal Secretary, Fisheries & Ports Department Government of Kerala, Thiruvananthapuram, PIN – 695 001	Government of Kerala
10	Shri Ajithkumar Sukumaran	Principal Officer- cum- Joint Director General Mercantile Marine Department, Willingdon Island, Kochi – 682 009	Mercantile Marine Dept.
11	Shri P.M.Mohammed Haneef,	Cochin Port Staff Association Willingdon Island, Kochi – 682 009	Labour Representative
12	Shri C.D.Nandakumar	Cochin Port Employees Organisation Willingdon Island, Kochi – 682 009	Labour Representative
13	Shri Arunkumar Gupta	Chairman & Managing Director, Shipping Corporation of India, Shipping House, 245 Madame Cama Road, Mumbai -400 021	Shipping Corporation of India
14	Shri Abraham Philip	Cochin Custom House Agent's Association, Indira Gandhi Road Willingdon Island Kochi – 682 009	Other Interest (Cochin Custom House Agent's Association)
15	Shri Prakasan. K.	Cochin Steamer Agents Association	Cochin Steamer Agents Association
16	Shri V.S. Pradeep	Indian Guest House Palace, D.H.Road, Cochin -682016	Other Interest
17	Shri Vijayakumar.K.K.	Kombara, Anickadu (W) P.O., Kottayam -686503	Other Interest
18	Smt. Rema Raghunandan	'Smrithi' Akkikkav, Kunnamkulam, Thrissur District- 680519	Other Interest
19	Shri S. Shankar	No.1, Ratan Doss Street, West Mambalam, Chennai -600033	Other Interest

# PRINCIPAL OFFICERS OF COCHIN PORT TRUST (As on 31.3.2015)

1. Chairman : **Shri Paul Antony, IAS**
2. Deputy Chairman : Vacant

## GENERAL ADMINISTRATION DEPARTMENT

Secretary	: Vacant
Sr. Dy. Secretary	: Smt. C. Premakumari
Sr. Dy. Director (R)	: Vacant
Dy. Secretary (PR)	: Shri Jijo Thomas
Sr. Asst. Secretary	: Shri M. C. Jayandan
Sr. Asst. Estate Manager	: Smt. Emili P. David

## VIGILANCE DEPARTMENT

Chief Vigilance Officer	: Shri R. Ramakrishnan, IAS
Dy.CVO	: Shri G. Ramachandran

## C.I.S.F

Sr. Commandant	: Shri Anil Bali
Dy. Commandant	: Vacant

## FINANCE DEPARTMENT

Financial Adviser & Chief Accounts Office	: Shri K.G. Nath
Sr. Dy. Chief Accounts Officer	: Shri B.Bhagyanath
Dy. Chief Accounts Officer	: Vacant
Sr. Dy. Director (EDP)	: Shri M.V.Paul

## CIVIL ENGINEERING DEPARTMENT

Chief Engineer	: Vacant
Dy. Chief Engineer (PP)	: Shri P. M. Satheesh Kumar
Dy. Chief Engineer (PD)	: Shri Augustine J. Puducherry



### MECHANICAL ENGINEERING DEPARTMENT

Chief Mechanical Engineer	:	Shri Saroj Kumar Das
Dy. Chief Mechanical Engineer	:	Shri Jose. C. Kappen
Dy. Chief Mechanical Engineer (Ele.)	:	Shri K. Kunjali

### TRAFFIC DEPARTMENT

Traffic Manager	:	Dr. C. Unnikrishnan Nair
Sr.Dy. Traffic Manager	:	Shri Jimmy George
Dy. Traffic Manager	:	Shri Girish Thomas

### MARINE DEPARTMENT

Deputy Conservator	:	Capt. Paul N Joseph
Harbour Master	:	Capt. Joseph J Alappatt
Dock Master	:	Capt. K.G. Skaria
Marine Engineering Supdt.	:	Shri R.N. Subramony
Manager Marine Pollution Control	:	Capt. Shaji Abraham

### MEDICAL DEPARTMENT

Chief Medical Officer	:	Dr. Prahallad Panda
Dy. Chief Medical Officer (GD)	:	Dr. Roy Thomas
Dy. Chief Medical Officer (Spl)	:	Vacant

### STORES

Sr. Dy. Materials Manager	:	Shri K.V. Nagesh
---------------------------	---	------------------





## PORT OPERATIONS AT A GLANCE

		Year	
		2014-15	2013-14
<b>I</b>	<b>Traffic (lakhs tonnes)</b>		
	<b>(including Container Traffic)</b>		
	i. Export	40.58	42.50
	ii. Import	175.37	166.37
	<b>Total</b>	<b>215.95</b>	<b>208.87</b>
	<b>Container Traffic (In TEU's)</b>		
	i. Stuffed Containers		
	a) Export	116293	118857
	b) Import	158689	142309
	<b>Total</b>	<b>274982</b>	<b>261166</b>
	ii. Empty Containers		
	a) Export	63053	53826
	b) Import	28341	31212
	<b>Total</b>	<b>91394</b>	<b>85038</b>
	<b>GRAND TOTAL</b>	<b>366376</b>	<b>346204</b>
	iii. Containerised cargo handled (lakhs tonnes)		
	a) Export	17.87	18.69
b) Import	34.59	29.16	
<b>Total</b>	<b>52.46</b>	<b>47.85</b>	
<b>II.</b>	<b>Shipping</b>		
	i) No.of ships entered	1476	1430
	ii) Total NRT (lakhs)	139.64	137.98
	iii) Average detention time (hrs)	20.22	23.18
	iv) Average turn-round time (incl. Detention Time) (days)	2.54	2.70
	v) Average tonnage handled per ship (tonnes)	16770	15881
<b>III.</b>	<b>Finance (Rupees in lakhs)</b>		
	i) Total operating income	38583	36254
	ii) Total operating expenditure	36628	38278
	iii) Net operating surplus	1955	-2024
	iv) Net surplus/deficit under Finance & Misc.Account	-5254	-8765
	v) Net surplus	-7209	-10789
	vi) Operating ratio(%)	95	106



---

**PART I**  
**DESCRIPTIVE NOTES**

---

# I - MANAGEMENT

## 1. Board of Trustees

The names of Trustees of Cochin Port during 2014-15 are given under "Board of Trustees of Cochin Port Trust 2014-2015" at page (5 to 6). There were 5 ordinary meetings and 1 special meeting of Port Trust Board during the year. Thanks are due to the Trustees for the wholehearted co-operation and guidance extended by them for the smooth functioning of the Port.

## 2. Organisation

The organisational set up of the Port Trust as on 31-3-2015 is shown in the organisation chart given on the facing page. The names of Principal Officers of the Port Trust are given on page (7 to 8).

## 3. Officers and Staff

The total sanctioned strength of various posts in the Port including Dock Labour Division was 3355 as on 31-3-2015. Employment particulars may be seen from the statement No.34 in the statistical appendix.

The total amount of salaries and wages, over time and bonus payments made to Port and Dock employees during the year was Rs.15406 lakhs as against Rs.15933 lakhs in the preceding year as may be seen from the following statement.

(in lakhs)

Item	2014-15	2013-14
1) Salaries and Wages	2521	2481
a) Class I & II Officers		
b) Class III & IV Staff	12,384	1,28,414
c) Cargo handling workers	-	-
<b>Total</b>	<b>14,905</b>	<b>15322</b>
1) Overtime Wages	364	448
2) Bonus	137	163
<b>Grand Total</b>	<b>15,406</b>	<b>15,933</b>

## 4. Appointment to the posts reserved for SC/ST

i) Implementation Cell: The Cell set up to co-ordinate and ensure due compliance of various

orders on reservation for SC/ST issued by Govt. of India from time to time took prompt action on all reservation orders received during the year. Prompt action has been taken by the cell on all the petitions/representations received in the matter of reservation for Scheduled Castes/Scheduled Tribes.

## 5. Hindi Section

Hindi Section of the Port Trust attended to the translation of minutes of Board Meetings, Resolutions, General orders, Rules, Notifications, Annual Administration Report, Annual Accounts and Audit Report thereon with action taken note on Audit objections/observations contained in the report questionnaires and documents of all Parliamentary Committees on various subjects, Recruitment Rules and amendments etc.

Cochin Port Trust conducted Departmental Hindi Workshops for the benefit of Officers and employees, in each quarter.

Hindi Fortnight was celebrated from 16-09-2014 to 30-09-2014. Various competitions in Hindi were organized and held among the officers/employees during this period. Hindi song and speech competitions for the children of Port employees were also conducted. At the valedictory function held on 18-10-2014 prizes/certificates were awarded to the winners.

Cash Award to the children of the Port employees for securing highest marks in Hindi SSLC/CBSE and + 2 level along with Certificates were also given.

Employees were deputed to full time Intensive Pragya Course, conducted by Central Hindi Teaching scheme.

Hindi House Journal of Cochin Port Trust "Cochin Lahar" was released on 18-10-2014 by Chairman, Cochin Port Trust.

Employees were deputed for Hindi Competitions in connection with Joint Hindi Fortnight Celebrations conducted from 01-12-2014 to 12-12-2014 by TOLIC

(PSU) in different organizations. Cochin Port Trust got prizes for Light Music (Male), Cochin Port Trust was awarded with II<sup>nd</sup> place in O L Implementation.

Computer training was given to the officers/ employees of Cochin Port Trust with special reference to UNICODE method so as to increase the work done in Computers.

## 6. Vigilance Department

**1. Vigilance Functions:** Functions of the Vigilance Division can be broadly divided into (a) Preventive Vigilance (b) Punitive Vigilance and (c) Surveillance and Detection.

### (a) Preventive

- i. Vigilance Sensitization Training is being given to officials of various departments. Two such training sessions have been done. Inspections are being done routinely as well as in surprise, in areas perceived as corruption-prone. Cases detected during inspections are referred to concerned Disciplinary Authority for action or dealt with as per CVC guidelines. Also system reforms are being proposed wherever felt necessary.
- ii. CTE type inspection of contracts under Integrity Pact has been carried out periodically.
- iii. Two meetings with Shri. K.K. Vijayakumar, IAS (Retd.), IEM (Independent External Monitor) of Cochin Port Trust, were organized during the year, on 10-07-2014 and 18-03-2015 respectively, for reviewing contracts under Integrity Pact. .
- iv. Scrutiny of immovable Property returns has been carried out for Class I & II officers

### (b) Punitive

- i. Complaints received from various sources were examined and investigations done in case of verifiable allegations having Vigilance angle.

### (c) Surveillance and Detection

Regular as well as surprise inspections were conducted in sensitive areas of various departments of Port and observations were sent to the departments for corrective measures. Surveillance cameras installed at Port CFS are monitored regularly.

## 2. Organising Review Meeting

- a) Monthly review of all pending matters such as investigation reports, disciplinary cases and other vigilance complaints / cases is being conducted regularly.
- b) In accordance with the CVC Circular, Vigilance Awareness week 2014 was observed and a report on the observance of VAW 2014 sent to CVC.

## 3. Submission of Reports and Returns

- ▶ Monthly reports of the work done on vigilance matters and report of disciplinary matters are sent to CVC and MoS respectively.
- ▶ Quarterly progress report for civil, electrical and horticulture works and procurement of stores etc. were sent to CTE.
- ▶ Annual report of CVO, Cochin Port for 2014 was sent to the CVC.

## 7. Right to Information Act, 2005

Cochin Port Trust has implemented the Right to Information Act, 2005. Port had complied with the provisions pertaining to obligation of Public authorities under Section 4 of the RTI Act such as maintaining all the records, publishing the particulars of the organizational functions and duties, power and duties of officers and employees, norms etc. as prescribed by the Act and has published these details in the website of the Port i.e. [www.cochinport.gov.in](http://www.cochinport.gov.in)

Secretary has been appointed as the Transparency Officer under RTI Act for Cochin Port Trust. There is one Central Public Information Officer (CPIO) and one Asst. Public Information Officer (APIO) for each



of the 7 departments for dealing with the request for information pertaining to their respective department. Dr.C.Unnikrishnan Nair, Traffic Manager, Cochin Port Trust is the Appellate Authority under RTI Act.

Training programmes have been conducted to all Officers and concerned staff about various provisions of the RTI Act and its implications.

“During the year (from 1-4-2014 to 31-3-2015), 176 applications were received under the Act and all applications were processed and suitably replied within the stipulated time”.

### **8. ISO Certification**

The Cochin Port Trust was conferred ISO Certification

under ISO 9001:2008 standards for a further period of 3 years from 20-12-2012.

### **9. Management Development Programme**

As part of the Port's efforts on imparting specialized training to the Port officers & staff, a number of officers and staff were deputed, for different training courses, seminars/ conferences, during the year.

Four Officers were deputed for Overseas training programmes as part of the management development programme.

Thirty In house Training programmes were also conducted at the Port Conference Hall Administration building/DLD, CoPT.

## II TRAFFIC

The total traffic handled by the Port during the year recorded an increase of 3.39% to 215.95 lakh tonnes as against 208.87 lakh tonnes handled in the preceding

year and an increase of 36.68% was recorded in the dry bulk as compared to the preceding year. The details of Traffic handled is given in the following statement.

(In Lakh Tonnes)

	2014-15		2013-14	
	Quantity	Percentage to total	Quantity	Percentage to total
A.Bulk Cargo				
I. Liquid Cargo	148.16	68.61	148.32	71.01
II. Dry Bulk				
1. Fertilisers & its raw materials	4.45	2.06	3.07	1.47
2. Food Grains (Wheat)	0	0.00	0	0.00
3. Coal	0.98	0.45	0	0.00
4. Zinc Concentrate	0.11	0.05	0.33	0.16
5. Salt	0.38	0.18	0.37	0.18
6. Others	9.01	4.17	7.16	3.43
TOTAL	14.94	6.92	10.93	5.23
B.Break Bulk Cargo	0.40	0.19	1.77	0.85
C.Containerised Cargo	52.46	24.29	47.85	22.91
GRAND TOTAL	215.95	100.00	208.87	100.00

During the year foreign cargo traffic increased by 12.18 % to 147.33 lakh tonnes from 131.33 lakh tonnes in the preceding year. Coastal cargo traffic have decreased by 11.50 % to 68.62 lakh tonnes from

77.54 lakh tonnes. The details of coastal and foreign trade handled during the year compared with the preceding year are given below:

(In Lakh Tonnes)

Traffic	Export		Import		Total	
	2014-15	2013-14	2014-15	2013-14	2014-15	2013-14
Coastal	16.48	17.72	52.14	59.82	68.62	77.54
Foreign	24.11	24.78	123.22	106.55	147.33	131.33
<b>Total</b>	<b>40.59</b>	<b>42.50</b>	<b>175.36</b>	<b>166.37</b>	<b>215.95</b>	<b>208.87</b>



### Imports

Total import traffic handled during the year recorded an increase by 5.41% to 175.36 lakh tonnes from

166.37 lakh tonnes in the preceding year. A statement showing the commodity wise imports during the year compared to preceding year is given below.

(In Tonnes)

Commodity	2014-15		2013-14	
	Quantity	Percentage to total	Quantity	Percentage to total
POL *	11896582	67.84	11953008	71.85
Fertilisers	67917	0.39	36360	0.22
Fertilisers & Raw Materials	377715	2.15	271171	1.63
Coal	97817	0.56	0	0.00
Containers	3459161	19.73	2916499	17.53
Other Cargo	1637344	9.34	1459455	8.77
<b>TOTAL</b>	<b>17536536</b>	<b>100</b>	<b>16636493</b>	<b>100</b>

\*includes Crude & POL

### Exports

Total export traffic handled during the year showed a decrease of 4.52% to 40.59 lakh tonnes from 42.50

lakh tonnes in the preceding year. A commodity wise statement of exports handled during the year compared to preceding year is given below.

(In Tonnes)

Commodity	2014-15		2013-14	
	Quantity	Percentage to total	Quantity	Percentage to total
(i) POL *	2120565	52.25	2368317	55.72
(ii) Containers				
Tea	90348	2.23	96681	2.27
Cashew Kernals	67273	1.66	64897	1.53
Sea Foods	185922	4.58	222794	5.24
Coir Products	125523	3.09	124116	2.92
Rubber & Rubber Products	73155	1.80	80601	1.90
Spices	84388	2.08	88280	2.08
Coffee	65216	1.61	75631	1.78
Others	1246088	30.70	1129028	26.56
<b>TOTAL</b>	<b>4058478</b>	<b>100</b>	<b>4250345</b>	<b>100</b>

\*includes Crude & POL



**Container Traffic**

During the year the tonnage of container cargo (excluding tare weight of containers) handled increased by 8.28% to 43.67 lakh tonnes from 40.33 lakh tonnes in the preceding year. Exports in

containers showed a decrease by 9.17% during the year to 13.57 lakh tonnes from 14.94 lakh tonnes in the preceding year and import in containers showed an increase by 18.55% during the year to 30.10 lakh tonnes from 25.39 lakh tonnes in the preceding year as may be seen from the following statement.

(In Tonnes)

Commodities	Quantity		Percentage to total	
	2014-15	2013-14	2014-15	2013-14
<b>Export</b>				
Cashew Kernels	67273	64897	1.54	1.61
Coir Products	125523	124116	2.87	3.08
Pepper	16203	7260	0.37	0.18
Sea Foods	185922	222794	4.26	5.52
Tea	90348	96681	2.07	2.40
Turmeric	4445	1428	0.10	0.04
Coffee	65216	75631	1.49	1.88
Chemicals	1628	25060	0.04	0.62
Miscellaneous	800279	876405	18.33	21.73
<b>Total</b>	<b>1356837</b>	<b>1494272</b>	<b>31.07</b>	<b>37.05</b>
<b>Import</b>				
Machinery	10844	70	0.25	0.18
Cashew	206542	201955	4.73	5.01
Chemicals	1255	360	0.03	0.01
Miscellaneous	2791645	2336970	63.92	49.82
<b>Total</b>	<b>3010286</b>	<b>2539355</b>	<b>68.93</b>	<b>62.95</b>
<b>Grand Total</b>	<b>4367123</b>	<b>4033627</b>	<b>100.00</b>	<b>100.00</b>

Total number of containers handled showed an increase to 366376 TEUs during the year from 346204 TEUs handled in the preceding year indicating an

increase by 5.83% as may be seen from the following statement.



Particulars	2014-15	2013-14
I) No. of sailings of fully containerised ships	528	501
ii) No. of laden containers handled		
<b>(a) Exports</b>		
(I) 20 Feet	44535	46626
(ii) 40/45 Feet	35879	72231
<b>Total</b>	<b>80414</b>	<b>118857</b>
<b>(b) Imports</b>		
(I) 20 Feet	107017	91454
(ii) 40/45 Feet	25836	50855
<b>Total</b>	<b>132853</b>	<b>142309</b>
<b>(c) Grand Total</b>		
(I) No. of laden containers		
Actual Number	213267	199623
TEUs	274982	261166
(ii) No. of empty containers		
Actual Number	78450	70553
TEUs	91394	85038
<b>Total</b>		
<b>Actual Number</b>	<b>291717</b>	<b>270176</b>
<b>TEUs</b>	<b>366376</b>	<b>346204</b>

Total number of containers received from and despatched to different ICD's increased to 7582 TEUs during the year from 4488 TEUs in the preceding year. A statement showing the number of TEUs received from and despatched to the ICD's during the year compared with preceding year is given below.

Particulars	Grand Total ICD
	No. of Containers TEUs
Received from	2924 (2216)
Despatched to	4658 (2272)
<b>TOTAL</b>	<b>7582 (4488)</b>

Note : Figures in brackets relate to previous year

**CFS Facility**

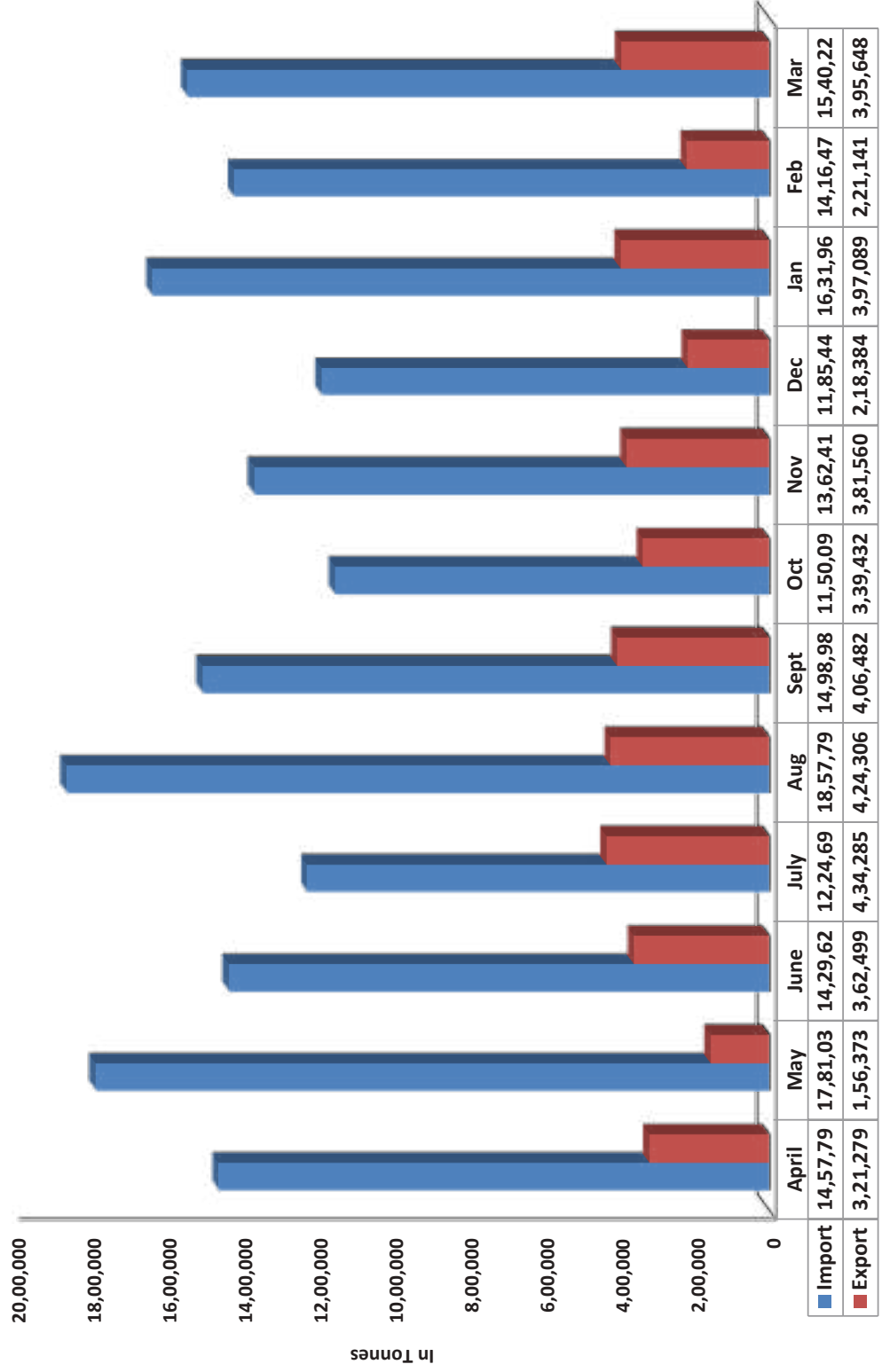
<b>Facility</b>	<b>2014-15</b>	<b>2013-14</b>
CFS Stuffing/De-stuffing (TEUs)	4735	4360
Baggage Shed De-stuffing (TEUs)	1485	1525
Q7 Yard Clearance (Boxes)	8630	9671

Cochin Port CFS registered a growth of 8.60% in the volume of cargo containers stuffed and de-stuffed for the period April to March 2014-15 vs. the corresponding period in 2013-14.





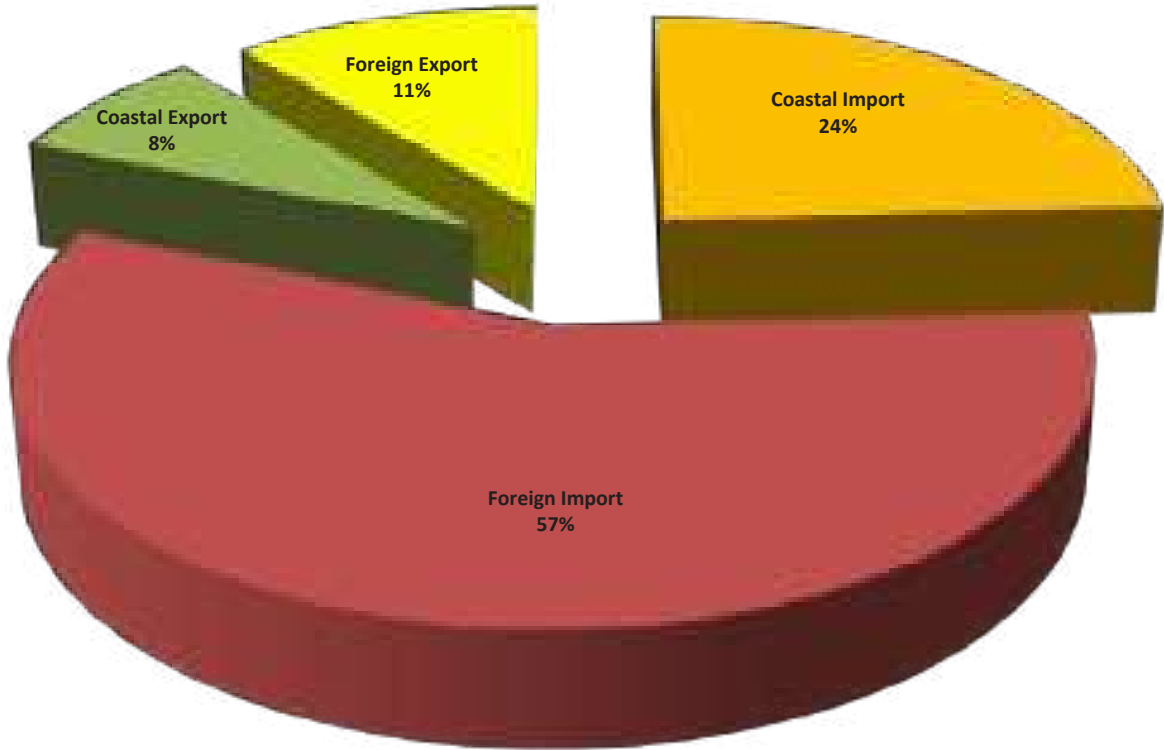
**Diagram No.1**  
**Monthly variation in the volume of Traffic Handled during 2014-15**



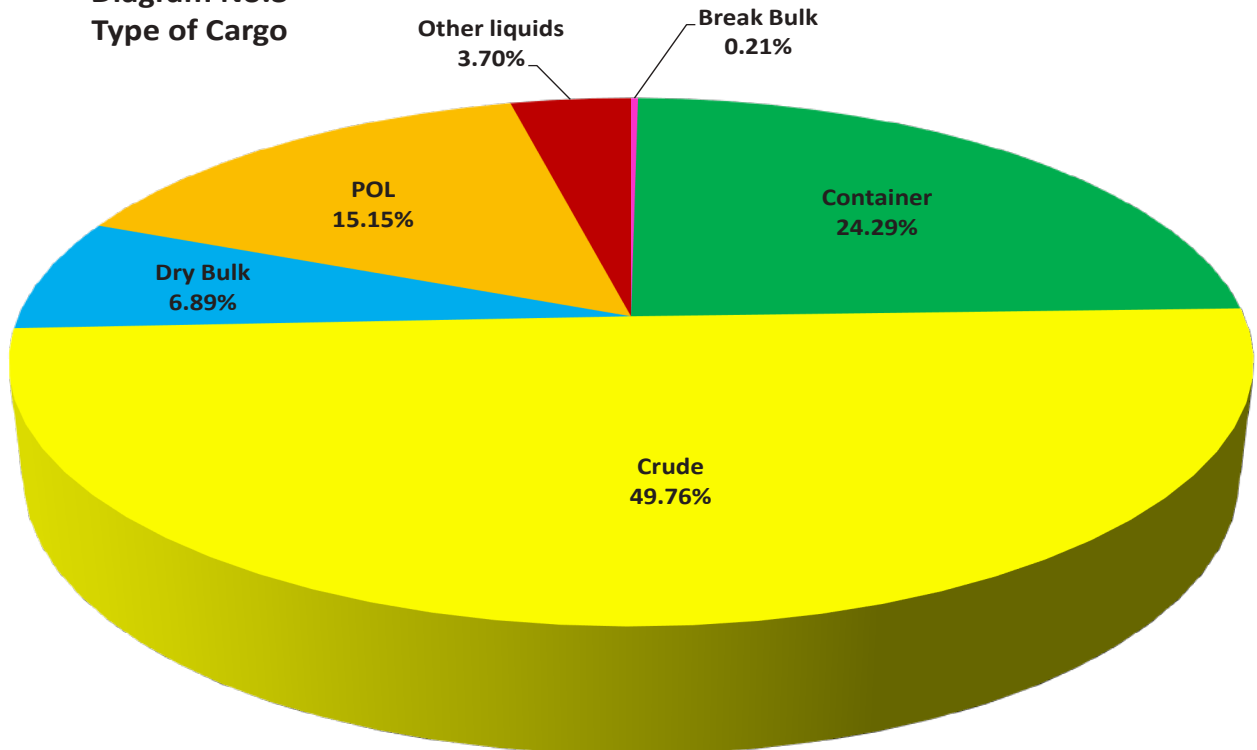




**Diagram No.2**  
**Percentage composition of Traffic During 2014-15**



**Diagram No.3**  
**Type of Cargo**

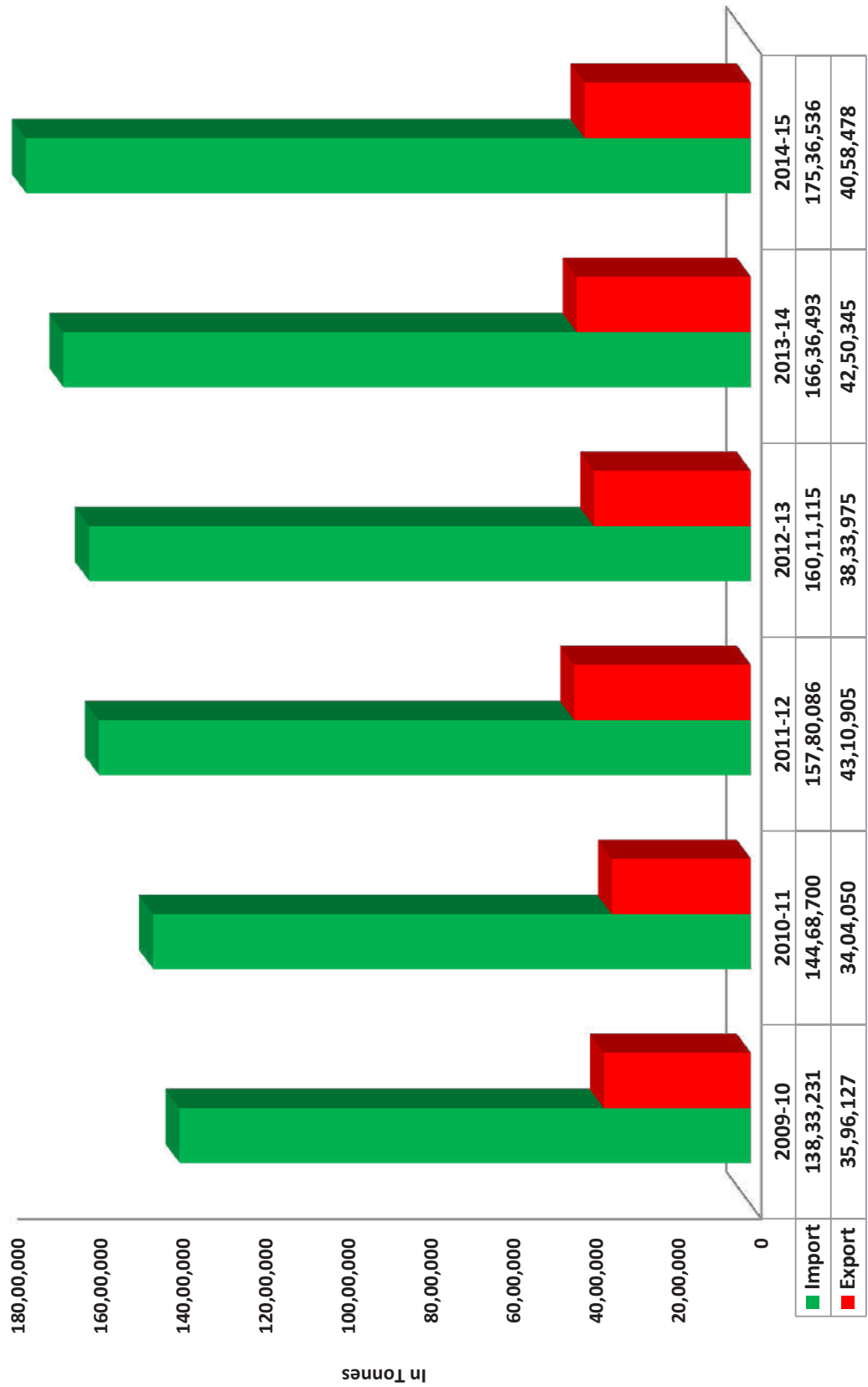








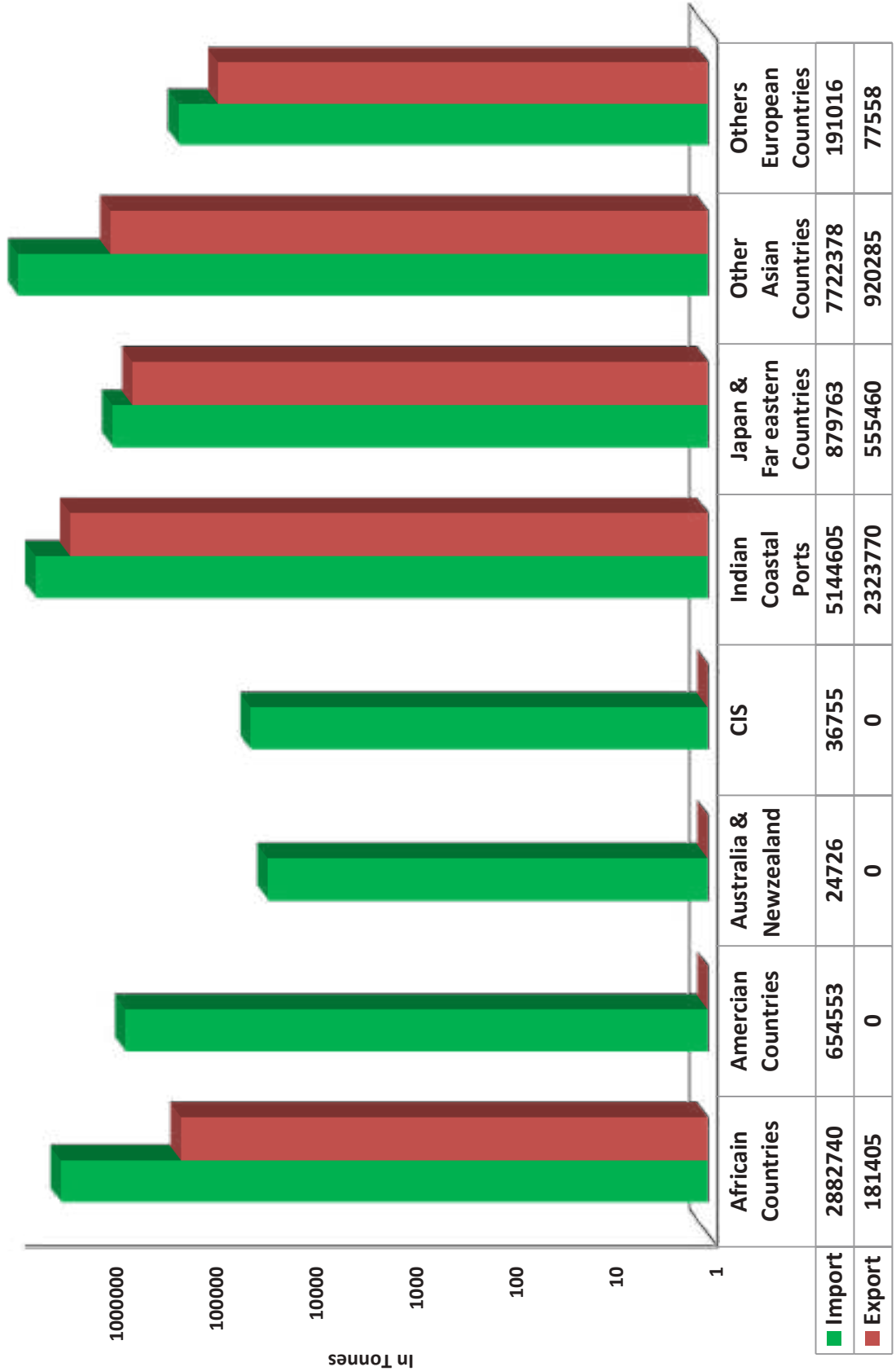
**Diagram No.4**  
**Yearly Variation in Traffic**







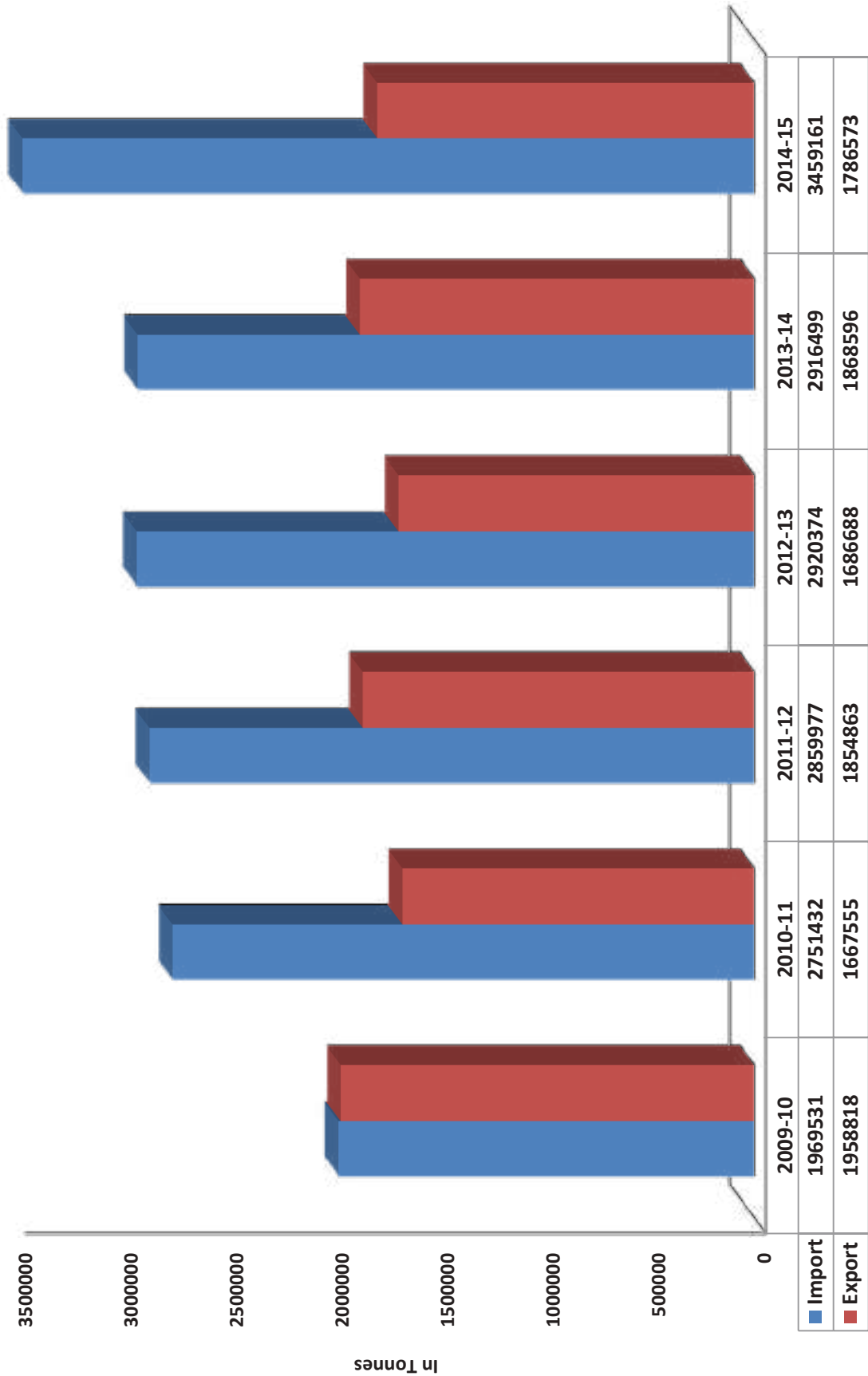
**Diagram No.5**  
**Direction of Traffic during 2014-15**







**Diagram No.6  
Container Traffic Handled**



# III. SHIPPING

During the year 2014-15, 1476 vessels called at the Port as against 1430 vessels in the preceding year registering an increase of 3.22% in the shipping activity. The total GRT of vessels called at the Port showed an increase of 1.43% during the year over that of the preceding as may be seen from the following statements:

Year	Entered		Cleared	
	No. of Ships	GRT	No. of Ships	GRT
2009-2010	1278	212,39,949	1270	211,12,139
2010-2011	1256	214,54,330	1255	215,74,274
2011-2012	1386	242,38,401	1382	241,18,068
2012-2013	1368	263,53,149	1367	262,86,186
2013-2014	1430	278,17,009	1426	277,74,853
2014-2015	1476	282,14,806	1476	282,47,433

A category wise analysis of ships that called at the Port during the year compared with the preceding year is given below:

Type of Vessles Entered	No. of Ships		GRT	
	2014-15	2013-14	2014-15	2013-14
POL Tankers	356	382	13952427	13953867
Colliers	2	0	65399	0
Food grains	0	0	0	0
Fertilizer	3	2	75526	58933
Dry Bulk	75	71	1101312	858676
General Cargo	32	41	234797	380171
Containers	529	501	9886803	9849608
Cruise Vessels	39	34	1439574	1271751
Passengers & Others	440	399	1458968	1444003
<b>Total</b>	<b>1476</b>	<b>1430</b>	<b>282,14,806</b>	<b>278,17,009</b>

The number of ships having GRT below 7000 showed an increase and above 7000 showed a decrease during the year compared to preceding year, which may be seen from the following statement:

GRT of Ships	2014-15			2013-14		
	Coastal	Foreign	Total	Coastal	Foreign	Total
Upto 2999	189	9	198	139	12	151
3000-6999	253	51	304	269	34	303
7000-14999	145	187	332	197	183	380
15000-39999	202	265	467	197	205	402
40000 & above	30	145	175	47	147	194
<b>Total</b>	<b>819</b>	<b>657</b>	<b>1476</b>	<b>849</b>	<b>581</b>	<b>1430</b>

Average GRT of ships cleared decreased to 19138 MT from 19477 MT in the preceding year as may be seen from the statement given below:

Average GRT of Steamers		
Year	Entered	Cleared
2009-2010	16620	16624
2010-2011	17081	17191
2011-2012	17488	17452
2012-2013	19264	19229
2013-2014	19452	19477
2014-2015	19116	19138

#### 2. Seasonal pattern of shipping (cargo vessels)

Average number of cargo vessels in Port per day was 4.17 during the year. An analysis of the month wise average of ships in Port per day at the Wharf and in stream during the year compared with the preceding year is given below:

Month & Year	2014-15			2013-14		
	At Wharf & SPM	In Stream	Total	At Wharf & SPM	In Stream	Total
April	6.01	--	6.01	3.12	--	3.12
May	5.05	--	5.05	4.47	--	4.47
June	3.73	--	3.73	4.02	--	4.02
July	3.45	--	3.45	5.18	--	5.18
August	6.68	--	6.68	4.11	--	4.11
September	3.57	--	3.57	3.30	--	3.30
October	3.83	--	3.83	5.84	--	5.84
November	3.27	--	3.27	4.20	--	4.20
December	3.46	--	3.46	4.88	--	4.88
January	4.15	--	4.15	4.45	--	4.45
February	4.07	--	4.07	4.05	--	4.05
March	3.07	--	3.07	4.11	--	4.11
Annual Average	4.17	--	4.17	4.34	--	4.34



## 3. Berthing distribution of vessels

Berth No.	No. of Vessels	
	2014-15	2013-14
Q1	31	32
Q2	30	39
Q3	36	16
Q4	45	48
Q5	36	45
Q6	43	62
Q7	46	54
Q8	34	35
Q9	35	17
Q10	29	37
BTP	82	73
COT	55	67
NCB	21	60
NTB	95	100
SCB	27	43
STB	3	31
LNG	6	2
UTL	201	55
V2	268	236
V3	257	266
<b>Total -A</b>	<b>1380</b>	<b>1318</b>
B. SPM	94	103
C. Cochin Shipyard/ Dock	2	9
<b>Grand Total A+B+C</b>	<b>1476</b>	<b>1430</b>



#### 4. Berth Utilisation

Average utilization of berths / jetties during the year decreased to 52.00% from 58.13% in the preceding year. A statement indicating the percentage utilization of various alongside wharf berths and jetties during the year compared to preceding year is given below:

Berth Facility	Percentage of Utilization		
	No. of berths	2014-15	2013-14
Q1 - Q7	7	46.60	66.62
Q8 - Q9	2	36.67	52.42
Q10 (FACT)	1	84.36	80.00
STB & NTB	2	32.55	42.88
COT	1	46.25	68.18
BTP	1	63.44	96.06
NCB & SCB	2	54.65	36.06
Vallarpadam V2 - V3	2	86.60	68.18
LNG	1	3.12	2.88
UTL	1	100.00	48.78
<b>Total - A</b>	<b>20</b>	<b>52.22</b>	<b>58.81</b>
B. SPM	1	47.61	44.85
<b>Grand Total (A+B)</b>	<b>21</b>	<b>52.00</b>	<b>58.13</b>

#### 5. Flagwise analysis of shipping

The Nationality wise distribution of ships, which were cleared from the Port during the year compared with the preceding year, is indicated below:

Nationality of vessels	2014-15			2013-14		
	No. of cargo ships cleared	Total traffic handled (Lakhs tonnes)	% to total traffic handled	No. of cargo ships cleared	Total traffic handled (Lakhs tonnes)	% to total traffic handled
Bahamian	4	1.32	0.61	7	4.72	2.26
Cyprus	2	0.86	0.40	3	0.28	0.13
Indian	418	76.42	35.39	469	86.40	41.37
Liberian	96	29.78	13.79	117	34.46	16.50
Malta	19	16.9	7.83	32	13.07	6.26
Panamanian	92	15.68	7.26	88	20.22	9.68
Singapore	127	9.92	4.59	78	6.16	2.95
Others	239	65.07	30.13	201	43.56	20.86
<b>Total</b>	<b>997</b>	<b>215.95</b>	<b>100</b>	<b>995</b>	<b>208.87</b>	<b>100</b>



During the year Indian ships handled 35.39% of the total traffic at the Port. Details of flag wise analysis of traffic handled are given in Statement No.7 in the Statistical Appendices.

#### **6. Pilotage**

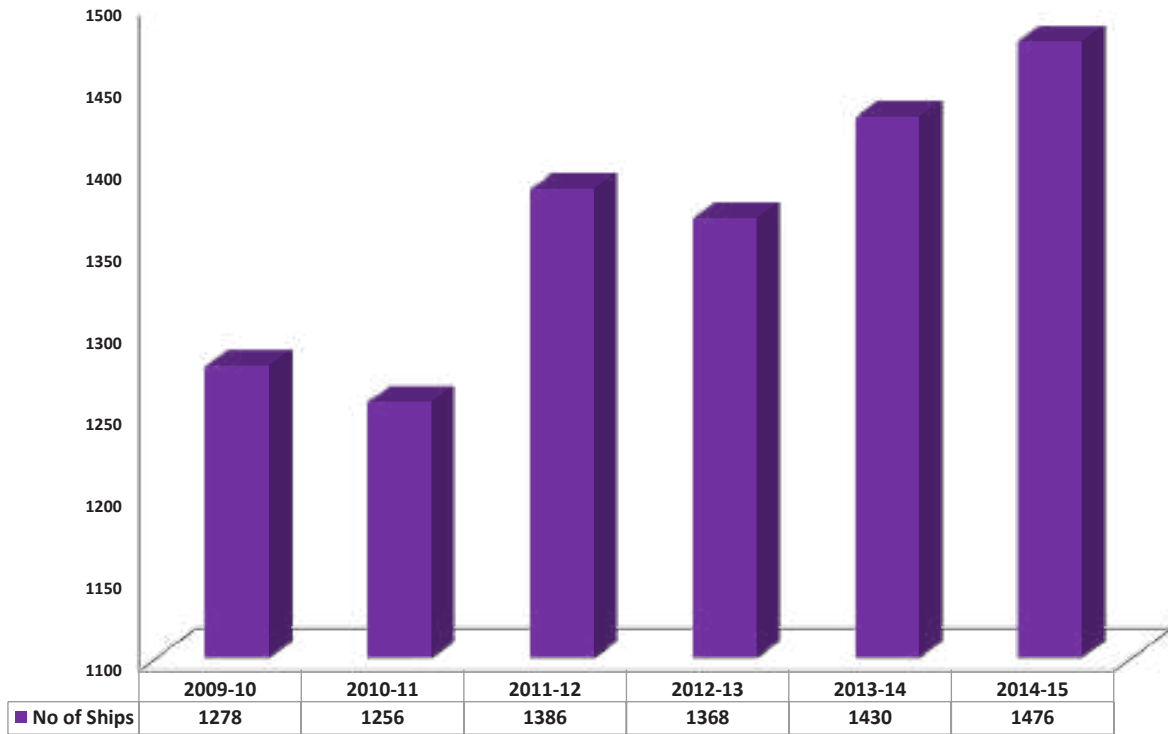
During the year 3730 movements of ships involving 6273.99 hours were attended to as against 3740 movements involving 6430.52 hours in the preceding year. The average time involved per movement was 1.68 hours during the year as against 1.72 hours in the preceding year.

#### **7. Passenger traffic**

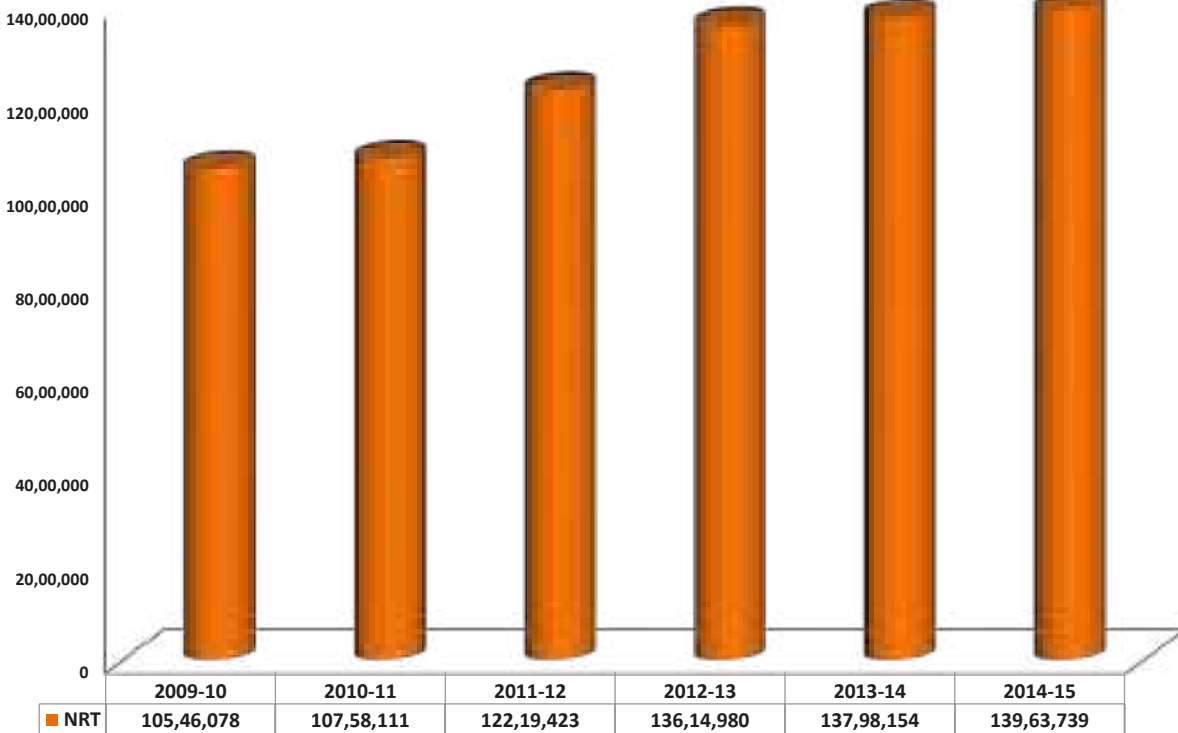
Total number of passengers arrived at and sailed from Cochin Port during the year was 105429 and 115286 respectively as against 109581 and 105275 in the preceding year. Details of passenger traffic are given in Statement No.32 of the Statistical Appendices



**Diagram No.7**  
**No. of Ships Entered**



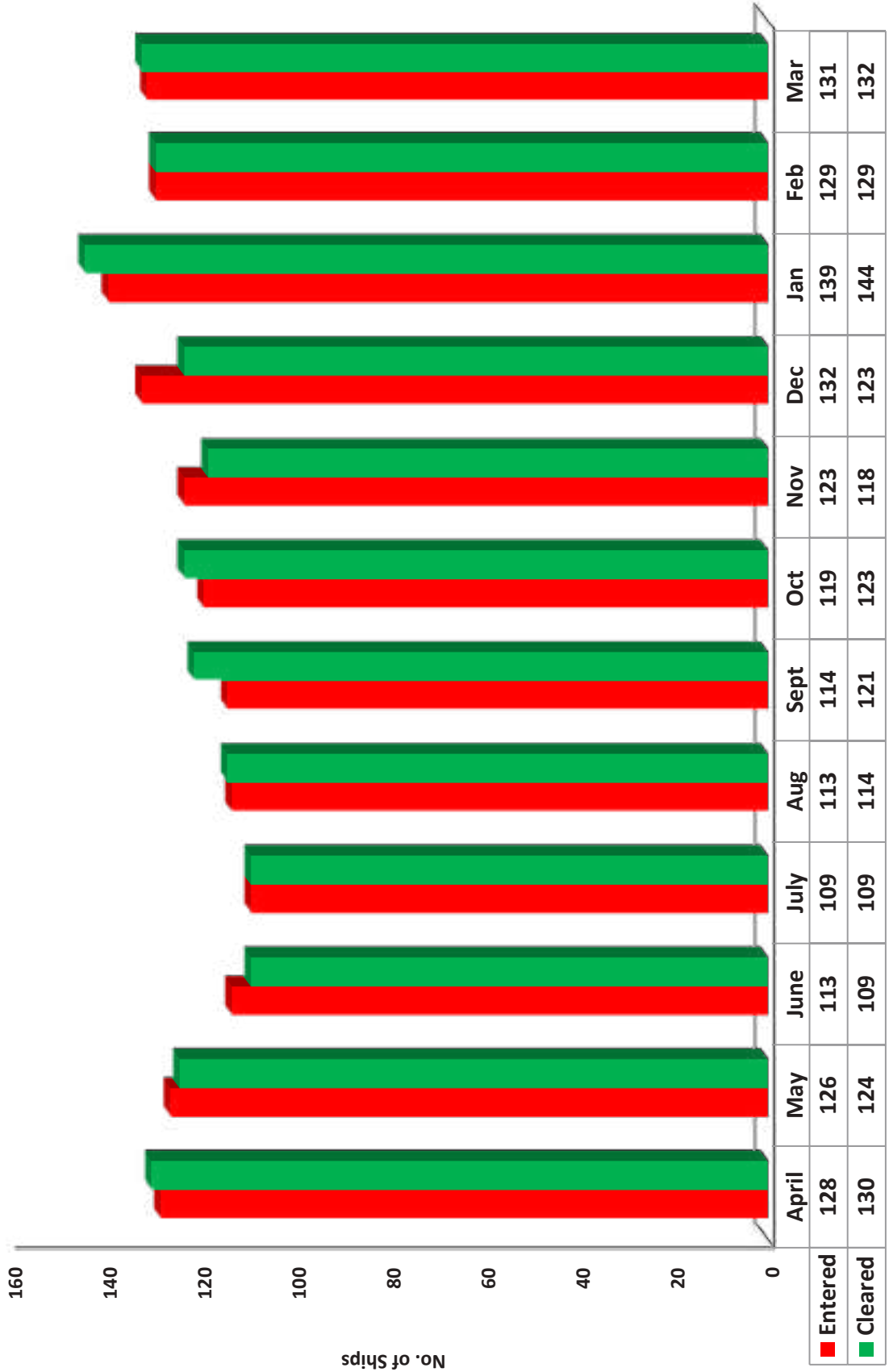
**Diagram No.8**  
**NRT of Vessels Entered**







**Diagram No.9**  
**Monthly Variation of Ships Entered & Cleared during 2014-15**





# IV. Port Operations

During the year 2014-15, 50.66% of the traffic was handled at Wharf and 49.34% of the traffic was handled at SPM. A statement showing the tonnage handled during the year compared with the preceding year is given below.

(In Lakhs Tonnes)

Year	At Wharf			At SPM/ STS			Grand Total
	Import	Export	Total	Import	Export	Total	
2014-15	68.82	40.58	109.4	106.54	0	106.54	215.94
	31.87%	18.79%	50.66%	49.34%	0.00%	49.34%	100.00%
2013-14	65.45	42.5	107.95	100.91	0	100.91	208.86
	31.33%	20.34%	51.69%	48.31%	0.00%	48.31%	100%

## 2. Utilization of Cargo handling equipment

The utilization of cargo handling equipments for the year 2014-15 compared with the preceding year are given in Statement No.27 of Statistical Appendices.

## 3. Operational Efficiency Performance Indicators

The performance indicators for the year 2014-15 are given in Statement No.17 & 18 of the Statistical Appendices. Analyses of important indicators are given in the following paragraphs.

### a) Pre-berthing waiting time

During the year 2014-15 the overall pre-berthing waiting time at outer roads per ship having cargo work decreased to 20.22 hrs as against 23.18hrs in the preceding year. A detailed analysis showing causes of detention of various categories of ships is given below.

Percentage causes for detention of ships at outer roads							
Type of Ships	Ships/ Agents option	Berth not available	Tidal/ Draft constraints	Weather constraints	Lack of night navigation	Others	Total
Break Bulk	1.80	0.01	0.09	0	0	0.92	2.81
Containers	33.79	3.78	0.06	0.00	0.03	10.05	47.71
Dry Bulk (M)	11.45	0.38	0.10	0	0	1.91	13.83
Dry Bulk (C)	0.56	0.00	0.08	0	0	0.00	0.64
Liquid Bulk	19.93	2.81	0.81	0.00	0.86	10.58	34.99
Total for 2014-15	67.52	6.99	1.15	0.00	0.89	23.46	100.00
Total for 2013-14	53.28	3.28	0.52	0.30	0.00	42.59	100.00

Ships/ Agents option continued to be the major reason for detention accounting for 67.52% of the total detention.



**b) Turnaround time**

Average turnaround time of ships having cargo work improved to 1.69 days during the year from 1.76 days in the preceding year. Category wise details of turnaround time of ships are furnished in Statement No.18 in the Statistical Appendices. A cause wise analysis of stay of ships at the berth during the year is given in the following statement.

Percentage of various causal factors to total time lost	Break Bulk	Container	Dry Bulk	Liquid Bulk	Total
% of the time worked to stay at berth	68.06	79.51	83.77	68.94	75.75
% of time lost to stay at berth	31.94	20.49	16.23	31.06	<b>24.25</b>
Power Failure	0.00	2.83	0.00	0.00	<b>1.19</b>
Hatch opening/ Commencement of operations	0.00	3.24	0.00	0.00	<b>1.36</b>
Ships Account/ Agents option	69.24	7.13	36.56	81.94	<b>41.34</b>
Departure formalities	3.08	2.51	2.43	0.95	<b>1.99</b>
Strike/ Stoppage of work	0.00	1.16	0.00	0.00	<b>0.49</b>
Weather constraints	6.58	2.56	2.18	0.97	<b>2.14</b>
Equipment breakdown/ non-availability	0.21	6.47	0.19	0.00	<b>2.76</b>
Other reasons	20.73	74.09	58.63	16.13	<b>48.72</b>

**c) Other salient features**

Average service time for handling 1000 tones of cargo decreased to 1.42 hours during the year. Average output of shore per gang shift increased to 572.12 tones during the year from 293 tones in the preceding year. The following table gives some of the important indicators in respect of shipping and traffic.

Sl.No	Indicators	2014-15	2013-14
1	Average service time per ship (total time in berth days)	1.28	1.32
2	Average service time per 1000 tonnes of cargo (in hours)	1.42	1.51
3	Average output of shore labour per gang shift (in tonnes)	572.12	293

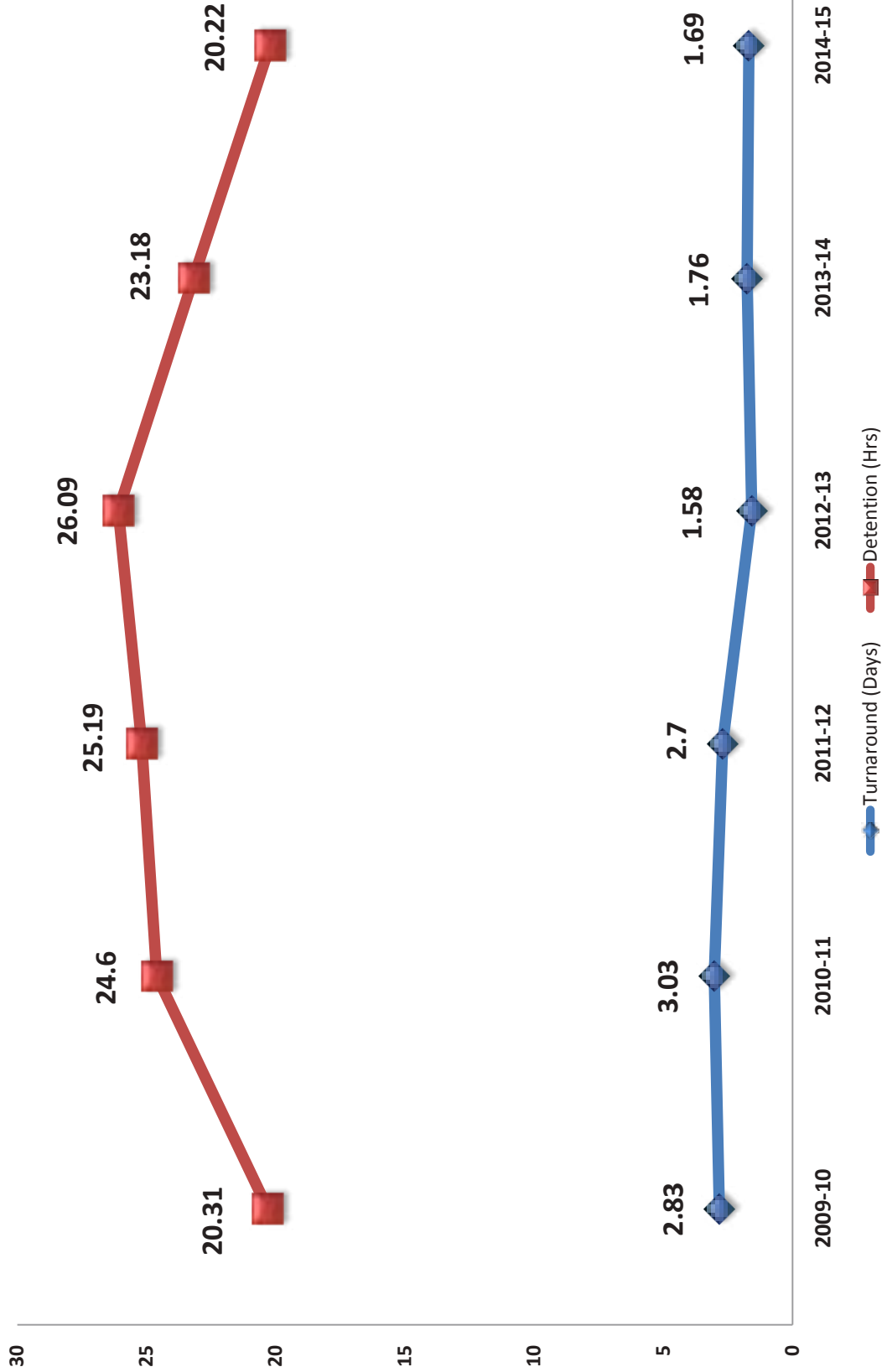
The details of average productivity for effective hook hours are given below:

Sl. No.	Commodity	Average productivity per effective hook hours 2014-15
<b>1</b>	<b>Break Bulk</b>	
a)	Bagged Cargo	27.33
b)	Metal, Iron, Steel and Machinery	38.57
c)	Timber Logs	44.35
d)	Steel Pipes	18.82
e)	Others	20.08





**Diagram No.10**  
**Yearly Variation in Average Detention & Average Turnaround of Ships Cleared**







<b>2</b>	<b>Dry Bulk Cargo</b>	
a)	Coal	103.48
b)	Fertilizers	82.1
c)	Salt	117.08
d)	Zinc Concentrate	101.9
e)	River Sand	134.39
f)	Others	72.19

#### 4. Handling Rate

Average output per ship berthday increased to 16770 tones during the year from 15881 Tones in the preceding year. Category wise output rates are furnished in the Statement No.22 in the Statistical Appendix.

#### 5. Utilization of Storage facilities

The average utilization of storage area during the year was 100%. A statement showing the details of various storage facilities available and utilized during the year compared to preceding year is given below:

Sl. No	Wharf	No. in Commission		Available		Utilized	
		2014-15	2013-14	2014-15	2013-14	2014-15	2013-14
<b>1</b>	<b>Mattancherry</b>						
a)	Ware Houses	4	4	11755	11755	11755	11755
b)	Overflow Sheds	3	3	6060	6060	6060	6060
c)	Transit Sheds	3	3	13110	13110	13110	13110
<b>Total</b>		<b>10</b>	<b>10</b>	<b>30925</b>	<b>30925</b>	<b>30925</b>	<b>30925</b>
<b>2</b>	<b>Ernakulam</b>						
a)	Ware Houses	1	1	2980	2980	2980	2980
b)	Overflow Sheds	3	3	6000	6000	6000	6000
c)	Transit Sheds	1	2	3600	7200	3600	7200
<b>Total</b>		<b>5</b>	<b>6</b>	<b>12580</b>	<b>16180</b>	<b>12580</b>	<b>16180</b>
<b>3</b>	<b>Container Freight Station</b>						
	Warehouses	1	1	10000	10000	10000	10000
<b>Grand Total</b>		<b>16</b>	<b>17</b>	<b>53505</b>	<b>57105</b>	<b>53505</b>	<b>57105</b>



**6) COCHIN – THE LEADING CRUISE DESTINATION IN INDIA**

Cochin Port considers cruise as a major business prospect. We are committed to make Cochin Port a leading cruise destination on the Indian coast offering services of international standards. Cochin Port gets major cruise lines like Cunard Lines, Royal Caribbean Lines, Aida Cruises, Costa Cruises etc., every year. 40 cruise vessels have visited the Port in 2014-15. The leading cruise vessels like “Queen Mary-II, MSC Orchestra, Celebrity Century” etc have visited the Port during 2014-15.

Cochin Port has setup a modern world class fully air-conditioned CRUISE PASSENGER FACILITATION CENTRE –“SAMUDRIKA”, where all statutory clearances like Customs and Immigration for cruise passengers are given under single roof. We also have a dedicated Cruise-cell available round the clock to service the exact requirements of the cruise vessels. During the non-cruise season, several events like the NAMEXPO and Port related conventions were held in the facility.

# V. FINANCIAL POSITION

## 1. Profit & Loss Account

The Profit & Loss Account for 2014-15 closed with a deficit of Rs.7,204 lakhs.

## 2. Operating Income

The Operating Income increased by 6.42% to Rs.38,583 lakhs during 2014-15 from Rs.36,254 lakhs during 2013-14. The activity wise details are given below:-

Rs. In lakhs

Sl. No	Operating Income	2014-15	2013-14	Percentage Increase(+) Decrease(-)
1	Cargo handling and storage charges	14,110	12,872	9.62
2	Port and Dock charges	15,381	15,339	0.27
3	Estate Rentals	9,092	8,043	13.04
	<b>Total</b>	<b>38,583</b>	<b>36,254</b>	<b>6.42</b>

## 3. Operating Expenditure

Operating Expenditure decreased from Rs.38,278 lakhs in 2013-14 to Rs. 36,628 lakhs in 2014-15 registering an decrease of 4.31%. Activity wise details are given below:-

Rs. In lakhs

Sl. No	Operating Expenditure	2014-15	2013-14	Percentage Increase(+) Decrease(-)
1	Cargo handling and storage charges	5,580	5,985	-6.77
2	Port and Dock facilities for shipping	18,046	18,998	-5.01
3	Railway workings	--	--	--
4	Rentable land and building	2,008	1,979	-1.47
5	Management & General Administration	10,994	11,316	-2.85
	<b>Total</b>	<b>36,628</b>	<b>38,278</b>	<b>-4.31</b>

## 4. Finance and Miscellaneous Income and Expenditure.

Rs. In lakhs

Sl. No.	Particulars	2014-15	2013-14	Percentage Increase(+) Decrease(-)
1	Finance & Miscellaneous Income	6,120	9,604	-36.28
2	Finance & Miscellaneous Exp.	15,279	18,369	-16.82

## 5. Capital Debts

Total Capital Debts as on 31st March 2015 stands as Rs. 27,755.69 lakhs.



## 5. Capital at charge

The value of Capital Assets (including Capital W.I.P) of the Port at original cost increased to Rs.67,388.35 lakhs as on 31st March, 2015 from Rs. 66,489 lakhs as on 31st March 2014 as detailed below:-

Rs. In lakhs

Sl. No.	Particulars	As on 31/03/14	During the year		As on 31/03/15
			Addition	Deletion	
1	Land	5,061	31	0	5,092
2	Capital Dredging	7,220	1,087	0	8,307
3	Building, Sheds & Other structures	6,428	444	9	6,863
4	Wharves, Roads & Boundaries	16,063	298	1	16,360
5	Floating Crafts	16,092	0	31	16,061
6	Docks, Seawall. Piers & Navigational Aids	1,794	0	0	1,794
7	Cranes & Vehicles	1,745	0	64	1,681
8	Plant & Machinery	3,541	189	1	3,729
9	Installations for Electricity Water, Telecommunications & Fire fighting	5,708	270	0	5,978
10	Oil pipeline installations	383	0	0	383
11	Miscellaneous	87	25	0	112
	<b>Total</b>	<b>64,122</b>	<b>2,344</b>	<b>106</b>	<b>66,360</b>
	Capital Work in-Progress	2,367	580	1,919	1,028
	<b>GRAND TOTAL</b>	<b>66,489</b>	<b>2,924</b>	<b>2,025</b>	<b>67,388</b>

During 2014-15 Rs.2001 lakhs was provided towards depreciation as against Rs.1903 lakhs during the year 2013-14.

## 7. Reserve Fund

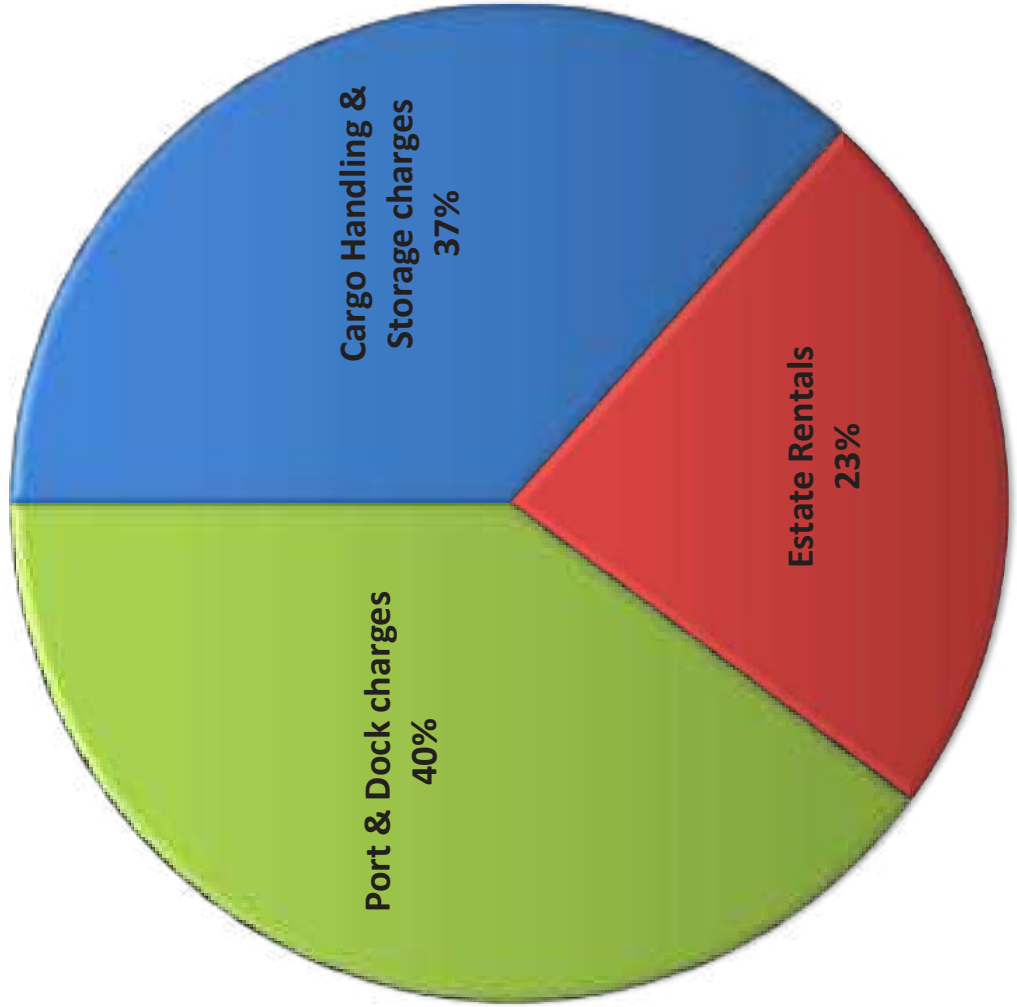
Balance position of various Reserve Funds as on 31.03.2015 and 31.03.2014 is given below:-

Rs. In lakhs

Sl. No.	Name of Fund	Balance as on	
		31.03.2015	31.03.2014
1	Capital Reserves	8,484	8,484
2	Reserve for Replacement, Rehabilitation & Modernization of Capital Assets	984	984
3	Reserve for Development, Repayment of Loan & Contingencies	689	689
4	Profit & Loss Account(Accumulated Loss)	4,7878	40,674
5	Provision for Depreciation	23,792	21,892
6	Employees Welfare Fund	17	16
7	Family Security Fund	6	10
8	HBA Family Benefit Fund	26	38

**Diagram No.11**  
**Distribution of Revenue Accounts**

**Income**



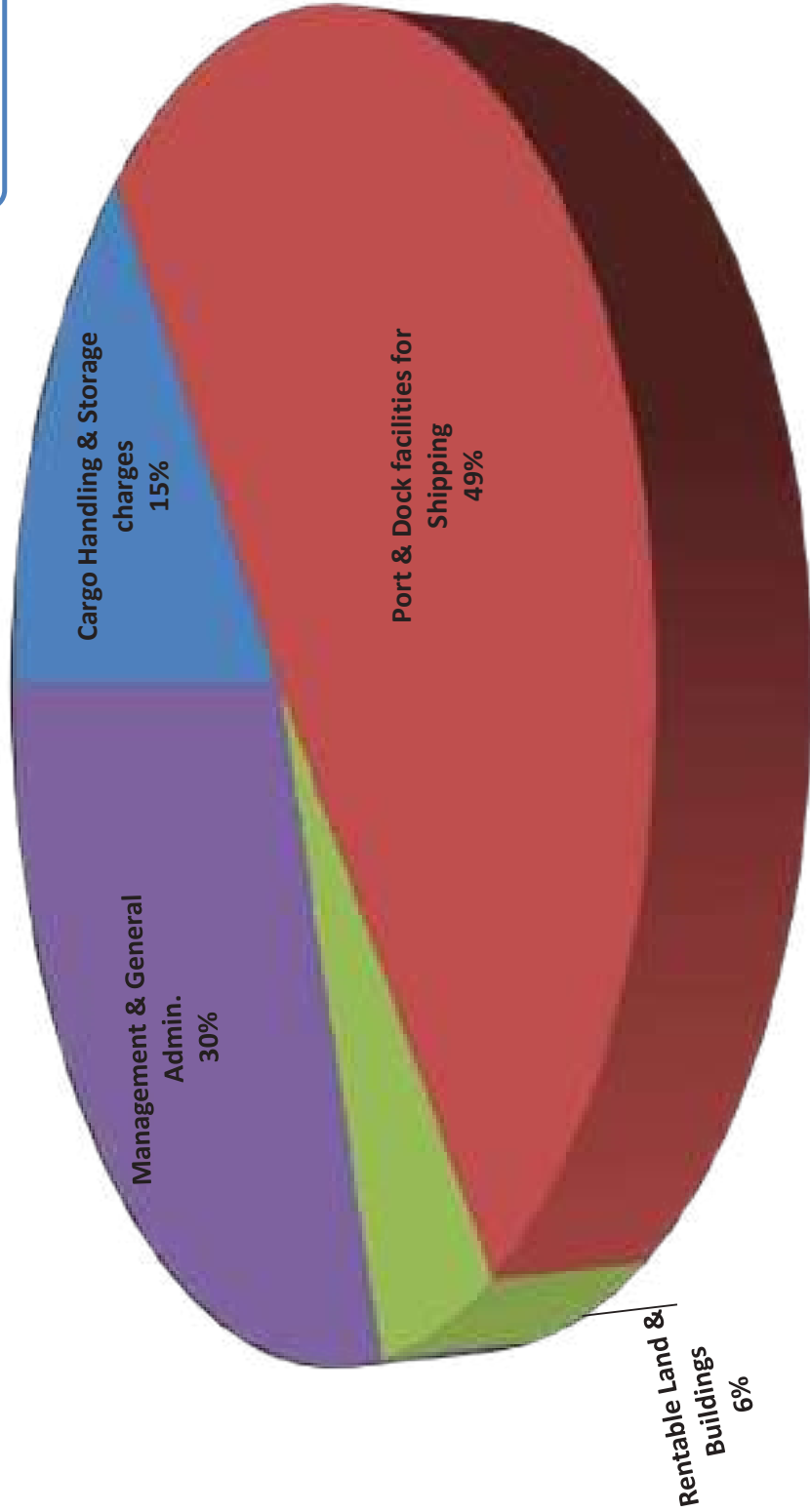






**Diagram No.12**  
**Distribution of Accounts**

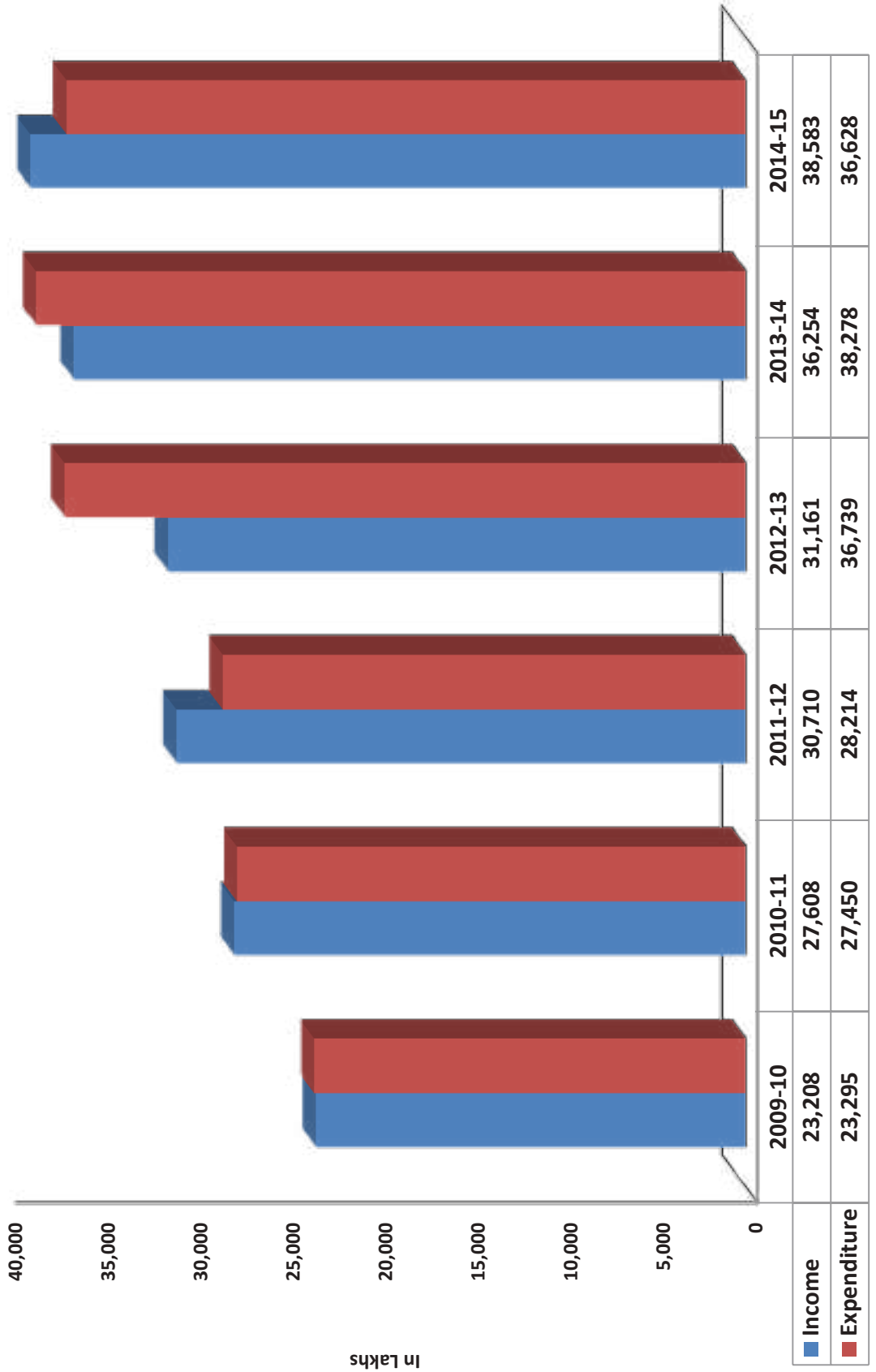
**Expenditure**







**Diagram No.13**  
**Yearly Variation in Income & Expenditure**





**8. Working Results at a glance**

The results of the financial working of the Port during the year compared to previous year are indicated below:-

Sl. No.	Financial Factors	2014-15	2013-14
1	Gross Income	44,702	45,858
2	Gross Expenditure	51,907	56,647
3	Net Surplus	-7,204	-10,789
4	Capital at charge at the beginning of the year	66,489	64,358
5	Capital at charge at the end of the year	67,388	66,489
6	Mean capital at charge	66,939	65,424
7	Capital employed	-3,744	29368
8	Return on capital employed(%)	-192	-36.74
9	Net worth	-36,194	-28,566
10	Percentage of net surplus to mean capital at charge(%)	-10.76	-16.49
11	Operating ratio (%)	94.93	105.58

**Reasons for negative financial performance recorded during the year 2014-15**

The net loss of Rs.7,204 lakhs during the year 2014-15 is mainly due to the following:-

1. Increase in pension payments.
2. Decrease in premium of lease of land under F&M income.

# VI. ENGINEERING

## I. PLAN WORKS

The approved Annual Plan Outlay for the year 2014-15 was Rs.4,284 lakhs, against this, the actual expenditure incurred during the year amounted to Rs.1,720.63 lakhs as shown below.

Scheme	Outlay for 2014-15	Expenditure during 2014-15	Percentage
Continuing Schemes	2505	32.60	1.30
New Schemes	1779	1688.03	94.89
<b>Total</b>	<b>4284</b>	<b>1720.63</b>	<b>40.16</b>

The important schemes taken up during the year included Construction of Subway, Providing common infrastructure facilities at PBSEZs, Standardization of Electrical Power supply distribution network at W/Island Phase III, Procurement of Floating crafts (2 Nos of Mooring Launches), Providing consultancy services for obtaining Environmental clearance for Outer Harbour, Implementation of Environment Management and Monitoring Plan and Replacement of Mattancherry Wharf-Q1 Berth.

## XII<sup>TH</sup> PLAN

The outlay for XII<sup>th</sup> Plan was Rs.569 Cr. The important schemes in the XII<sup>th</sup> plan includes Procurement of 1 Electric Level Luffing Harbour Mobile Crane, Dredging of Channels, Rail Connectivity to the ICTT Project site at Vallarpadam, Replacement and modification of cargo handling equipment, Conversion of existing Q4 berth in Mattancherry Wharf to Oil Berth, Providing Common infrastructure facilities, Widening to four lane and strengthening of NH 47 A, Reconstruction of STB, Reconstruction of NTB, Outer harbor project for construction of a Deep Water Port etc. The projects which are taken up with private participation include Development of an International Container

Transshipment Terminal project at Vallarpadam.

### 1. Special Economic Zone (SEZ)

Govt. of India (GoI) had notified the areas at Vallarpadam (115.25 ha) and Puthuvypeen (285.8413 ha) as separate SEZs on 29-12-2005, under SEZ policy. However, for complying with the provisions of the SEZ Act, 2005 and subsequent SEZ rules, which came into effect from 10/02/2006, GoI re-issued the formal approval for SEZs on 18/04/2006. Govt. of India has also issued re-notifications as per SEZ Act, 2005 vide Gazette Notifications dated 02/11/2006.

As part of providing Common Infrastructure like Road, Drainage, Water Supply Arrangements, Power, Fencing, Gate complex etc. at PBSEZ, Puthuvypeen, construction of RCC precast drain Phase I and II having a length of 1.9 km and 1.7 Km was completed on 15-07-2014 and 13-09-2014 at a total cost of Rs.3.287 crores and Rs. 4.193 crores respectively, on cost sharing basis with the other Co-Developers viz. Petronet LNG Limited, BPCL-KR and IOCL in Puthuvypeen SEZ. Port's share towards Phase-I and II construction was Rs. 0.822 crores and Rs. 1.048 crores respectively, totaling to Rs.1.87crores.

In continuation to the existing two lane road connectivity at Puthuvypeen SEZ, extension for a length of 2.657 km along the eastern boundary of BPCL-KR and IOCL premises was taken up and completed on 13-09-2014 at a total cost of Rs. 12.359 crores.

### 2. Outer harbour project for construction of a Deep Water Port at Cochin Port

Cochin Port intends to develop an Outer harbour. Conceptual studies through IIT, Madras and CWPRS, Pune show that the development of an Outer Harbour is technically feasible. Feasibility Report for the Development of an outer Harbour in Cochin Port had got prepared through the consultant M/s i maritime Consultancy Pvt. Ltd, Mumbai.

Port Trust Board in its meeting held on 14/08/2014 had approved the project. Port has submitted the project for in-principle approval of the Ministry of Shipping. Meanwhile, a No Objection Certificate (NOC) has been issued to the Indian Navy for developing a base on the 650 acres along the southern break waters. The Indian Coast Guard is also seeking allotment of 100 acres in the Outer Harbour.

In response to the EoI floated for setting up an export oriented refinery/oil handling hub on the 2600 acres along the northern breakwater, only one firm, M/s Mott MacDonald, Cochin submitted the EOI on due date of 31/01/2014.

Consultancy Services for obtaining Environmental clearance for the Outer Harbour Project have been entrusted with M/s L&T Ramboll Hyderabad. EIA study and obtaining Environmental clearance to the project is in progress. ToR is submitted to MoEF for approval on 21/03/2015.

### 3. Construction of Flyover & ROB at Vallarpadam

Proposal for construction of a Sub way in front of ICTT at Vallarpadam was submitted to Ministry in May 2013. NHA1 accorded In Principle approval to the proposal on 13/05/2014 subject to certain terms and conditions. MoS has approved the project on 08/10/2014 for a total cost of Rs.30 crores and released Rs.10 crores on 27/10/2014.

The work of providing consultancy services for design and supervision of Fly over/ ROB entrusted with M/s. Shrikhande Consultants Pvt. Ltd, Mumbai on 22/07/2014 and the Detailed Engineering of the project by them is in progress.

Work of Construction of Fly over & RoB is awarded to the contractors M/s GPT Geo JV., Kolkatta for Rs.59.97 crores on 17/01/2015 and work commenced on 09/02/2015 as per the Design & Supervision of Consultants, M/s Shrikande Consultants Pvt Ltd., Mumbai. Preliminary works are in progress. Test pile works commenced on 09.03.2015 and is in progress.

### 4. Reconstruction of Q1 berth for 55m length.

Work awarded on 10/11/2014 to M/s.GeoTech

Construction Co. Pvt. Ltd for Rs.4.78 crores. Work commenced on 24/11/2014. Pile foundation work is in progress. Progress achieved is 24%. Scheduled date of completion is 23/11/2015.

### 5. Study on Siltation for implementation of Nautical Depth Concept in Cochin Port Trust

The work awarded on 4/11/2014. Preliminary presentation on the study made on 28.1.2015. Technical presentation held on 12/02/2015 and Inception Report also submitted. Compilation of available data and analysis is in progress.

## II. NON PLAN WORKS

**The major works completed during the year are as detailed below.**

1. Repairs to the R.C.C Decking of Ernakulam Wharf with Micro Concrete costing Rs.63,13,450/-
2. Providing Ductile Iron pipe line from KWA line to UG tanks at Matt. Halt costing Rs.20,47,525/-
3. Construction of a Comfort Station near Exhibition cum Assembly Hall (SAGARIKA) at W/ Island costing Rs.16,04,373/-
4. Providing pipe line for shore supply to ships at Mattancheery Wharf costing Rs.12,51,162/-
5. Providing particle board partition for rearranging offices at Civil Engineering/ DC's department costing Rs.12,97,154/-
6. Painting work of steel piles, supporting girders, monitor towers, foam tanks, oil pipelines and hand rails were carried out at Cochin Oil Terminal at a cost of Rs.56.92 Lakhs (excluding service tax).
7. Vehicle Monitoring Systems (2 Nos.) and Isotope Identifier (1 No.) procured at a total cost of Rs.171.44 Lakhs + taxes and duties as per MoS direction and commissioned on 22/01/2015.

**The works taken up and in progress during the year are as detailed below.**

1. Providing 10m wide steel gate, compound wall, hard surfacing and toilet facilities near to



the inward gate at Ernakulam Wharf costing Rs.11,35,994/-

2. Construction of RCC Under Ground/ Over Head water tanks for bore well water at Mattancherry Wharf costing Rs.13,78,751/-

### **III. PRIVATE SECTOR/JOINT VENTURE SCHEMES UNDER IMPLEMENTATION**

#### **Development of an International Container Transshipment Terminal project at Vallarpadam.**

BOT contract for establishing the ICTT has been executed with the BOT operator M/s. India Gateway Terminal Private Limited (IGT), a subsidiary of M/s Dubai Ports World (DPW) on 31/01/2005. Phase I of ICTT consisting of the construction of 600m berth and development of container handling area and other allied facilities has been commissioned on 11<sup>th</sup> February 2011.

#### **Supporting Infrastructure Projects**

##### **i) Stage- II Capital Dredging for providing 14.5 m draft at ICTT**

Capital Dredging work completed and 14.50m draft declared on 22/04/2013.

##### **ii) National Highway Connectivity**

National Highway connectivity to ICTT at Vallarpadam, the project implemented by National Highway Authority of India through their own funding is for the operation of the ICTT.

Two lane NH Connectivity has been commissioned on 11th Feb. 2011. Rectification work to the existing ROB (Bridge No.12) is under progress. The progress achieved up to 31.03.2015 with respect to four lane connectivity is **88.26%**.

##### **iii) Rail Connectivity**

Rail Connectivity to ICTT project site at Vallarpadam with route length 8.86 Km and revised sanctioned cost of Rs.373.22 crores is executed by Rail Vikas Nigam Ltd. (RVNL), with budgetary support provided by Ministry of Shipping.

Ministry of Shipping released Rs.373.22 crores as Grant-in-Aid for this project. Land acquisition completed on 15/07/2008.

The facility has been commissioned on 11th Feb. 2011 with temporary level crossing arrangement, pending completion of Road Over Bridge.

The work of ROB pending for want of completion and commissioning of parallel ROB by NHAI for diverting the traffic is now taken up by Port.

The work of providing consultancy services for design and supervision of Fly over/ ROB entrusted with M/s. Shrikhande Consultants Pvt. Ltd, Mumbai on 22/07/2014 and the Detailed Engineering of the project by them is in progress.

Work order for the Construction of Fly over & RoB has been issued to the contractors M/s GPT Geo JV, Kolkatta for an amount of Rs.59.97 crores vide order dated 17/01/2015. Work commenced on 09/02/2015.

#### **Setting up of a Multi User Liquid Terminal/ International Bunkering Terminal**

Cochin Port Trust has awarded the construction of an Oil-cum-LPG Jetty at Puthuvypeen to M/s. IOCL in March 2013 on PPP model. The project is scheduled for commissioning by end of December 2015. The project has a total capacity of 4.10 MMTPA, with LPG forming 0.68 MMTPA and bunkers/POL products being 3.42 MMTPA.

The terminal is designed as a Multi-User Liquid Terminal. IOCL will have use of the terminal for 161 days in a year, while CoPT/other operators can use it for the balance 204 days for handling of various multi user liquids

The berthing structure when complete, will be capable for berthing vessels with LOA up to 230m, 13 m draft and 80,000 DWT. This jetty will service IOCL's LPG storage facility in Puthuvypeen, and in the process, reduce road transport of LPG from Mangalore through Kerala.

The jetty will also serve as an International Bunkering Terminal for supplying bunkers to vessels calling at the



Port as well as plying in the high seas. A barge berth is also planned adjacent to the MULT jetty for loading of bunkers into barges and will be capable for handling vessels of capacity ranging from 500 to 5000DWT.

The Concession Agreement was signed with IOCL on 04/04/2014.

The project will also have a barge loading berth to cater to bunkering and other liquids. It is also proposed to lay pipelines to the ICTT and LNG Terminals to bunker ships at berth.

M/s IOCL have entrusted with CoPT, execution of construction of jetty and its associated facilities through EPC contractor. M/s. L&T Ramboll Consulting Engineers Ltd. Chennai was entrusted with preparation of FEED Document and Bid document for the Development of MULT.

On tendering, two bids have been received on the extended due date of bid submission on 19/02/2015. Price bid of the one prequalified bidder opened and IOCL's concurrence for awarding the contract is awaited. Tender for Capital Dredging for MULT basin is also invited with due date of submission on 20/04/2015.

### Construction of LNG /LPG Terminal at Puthuvypeen

The project is implemented by M/s.Petronet LNG Ltd. (PLL). 33.40 hectares of land at Puthuvypeen handed over to PLL on lease for setting up Re-gasification facilities and the Concession Agreement between CoPT and PLL executed in March 2009.

The GoI has given approval for M/s. PLL's proposal as Co-Developer for providing infrastructure facilities in the Port based SEZ at Puthuvypeen, and also for their authorized operations as per MoC&I's letter dated 14-02-07 & 11-05-07.

The terminal construction is completed. The LNG Terminal area has been declared as "Customs Area" for the purpose of loading and unloading of goods as per Customs Notification dated 1/4/2013.

First LNG ship 'Wilenergy' berthed on 20/08/2013. The Prime Minister dedicated the LNG Terminal to the

Nation on 04/01/2014.

The Gas pipeline net work is being implemented by GAIL, which is held up due to issues related to land acquisition in Northern part of Kerala. Therefore the terminal is working at about 5% of its capacity only. Measures are being taken by GoK for resolving the issues related to pipeline laying work. The Port has taken up the issue of expediting the provision of RoU for laying the pipeline with the State Government. A meeting with elected representatives from the affected area was held by the Chief Minister on 28/05/2014.

LNG bunkering was done for the first time in Asia at Cochin Port on 25/02/2015 for a Chinese built vessel en route to Norway

The Chief Secretary, GoK has taken a meeting on 27/02/2015 at Cochin to review the progress of pipe line laying work.

A review meeting convened by the Chief Secretary,GoK in the presence of Joint Secretary, GoI was held on 31/03/2015 for reviewing the progress of GAIL gas pipe line project.

### Development of General Cargo Terminal at Q8-Q9 berths

The project was to develop a 300 metre berth length of Q8-Q9 berths as a dedicated 'Coal only' terminal, with 14.42 ha of backup area and involving investment of around Rs.198 crores.

Though tenders were invited thrice for the project, no response was received. Subsequently, during the review meeting at the Ministry on 24/02/2015, it was decided to re-jig the project by providing 14.5 m draft and decking the 300 m stretch of the berth and also by revising the cost estimates of the existing components and apply for VGF to Govt. of India to improve the IRR.

Accordingly, the assignment for 'Providing Consultancy Services for Preparation of a Feasibility Report for Development of a Coal Terminal at Cochin Port' is awarded to M/s Alia Consulting Solutions Pvt Ltd,Mumbai,on 31/03/2015 and the work is in progress.



### Development of an International Ship Repair Facility at Cochin Port

The project proposal was to tender out 17 hectares of land with 850m of waterfront, containing dry dock, slipway and workshop buildings and facilities with 311 workers (225 of whom will retire by 2021) for establishing and operating a Ship Repair Facility for a period of 30 years. Estimated Cost of the project is Rs. 785 crores.

After inviting global tenders and obtaining competent authority's approval, the Letter of Acceptance of Bid was issued to CSL (the lone qualified bidder) on 19/09/2012.

CSL executed the agreement on 24/12/2012 and remitted the Security Deposit towards Lease Rent on 12/04/2013.

Existing facilities at Port workshop along with 236 employees, 8.12 hectares of land and 15 hectares of adjoining water area hand over to CSL. As part of the environmental clearance procedure for the project, a public hearing was held on 24/03/2015. Completion period of the project is 60 months from the date of award of environmental clearance.

#### IV. GRANT-IN AID WORKS

The works completed and taken up as **Grant-in Aid Works** during the year are as follows:

1. A proposal for "**Development of a dedicated cruise berthing facilities at the northern side of BTP berth**" has been sanctioned by the Ministry of Tourism for an amount of Rs.22.43 crores and released Rs.11.216 crores as first installment. The work of construction of berth has been awarded to Sri. K.V. Joseph & Sons on 08/05/2013 for an amount of Rs.14.96 crores with a contract period of 15 months. The work commenced on 06/06/2013 and is in progress. 80% of the work has been completed on 31/03/2015.
2. The work of "**Developing a walkway and parking facility from new Mattancherry Bridge to Alexander Parambithara bridge** along the backwater side of NH 47-A for about 2.10km was

proposed to be taken up in phases. As the area to be developed belongs to the NH department, GoK had accorded sanction to CoPT for the above development works

The first phase of walkway for about 350m has been developed with an amount of Rs.99.05 lakhs funded by BPCL- KR through DTPC and the work completed in June 2013. Tourism Department, GoK, has also sanctioned an amount of Rs. 50 lakhs and Rs.25 lakhs have been released as first installment. The second phase of development of walkway for about 140m has been awarded and the work is in progress.

A proposal for developing the balance length up to Alexander Parambithara bridge for Rs. 9.1 crores have been submitted to the Ministry of Tourism, GoI for financial assistance and is under process in the Ministry.

#### V. DEPOSIT WORKS

(1)**Construction of a new road for a length of 2.657 km along the eastern boundary of BPCL-KR and IOCL at Puthuvypeen SEZ** taken up as a deposit work for and on behalf of Indian Oil corporation Ltd (IOCL) was completed on 13-09-2014 at a total cost of Rs. 12.359 crores, including the cost of dredged material supplied by CoPT for embankment formation amounting to Rs.3.538 crores

(2) **Setting up a Septage Treatment Plant (STP) in W/Island**

100m<sup>3</sup> capacity STP is being set up in 50 cents of land offered by the Port free of cost in W/Island by GoK at their cost. The connected infrastructure development works are undertaken by the Port with GoK's fund. Land development works completed. Work for providing approach road to STP and drain is awarded on 31/03/2015.

(3) Infrastructure for High Tension power supply to M/s.Tropicana Liquid Storages Ltd and to M/s MIV logistic, Vallarpadam were provided by tendering as deposit works at a cost of Rs.19.70 lakhs Rs.32.5 lakhs respectively.

**VI. WATER PROCURED DURING THE YEAR**

The quantity of water procured and distributed during the year 2014-15 was 515.806 Million litres.

**VIII. DREDGING**

The Dredger G.H.D.Nehru Shatabdi has been attending to dredging in various areas of the Port. The vessel worked for 249 days during the year and removed a total quantity of 7.38 lakhs cu. metres of spoil. Details of working of the Port's dredgers are given in Statement No.30 in the Appendices.

During the year 2014-15 maintenance dredging in the Port channels was carried out by M/s. Dredging Corporation of India. The total quantity of spoil removed during this year was 248.8 lakhs cu. metres as against 290.5 lakhs cu. meters in the preceding year.

**IX. STORES**

The stock position as on 31-3-2015 is given below:

SI No.	Item	2014-15	2013-14
1	Stock at the beginning of the year	203.00	176.00
2	Stock balance at the end of the year	142.00	203.00

**X. FISHERIES HARBOUR**

The Fisheries Harbour functioned smoothly during the year. The Harbour Administration had registered an operational income of Rs.3,21,78,519/- against an expenditure of Rs.2,93,61,726/-.

2434 Purse-seine net boats, 2960 of Gill Net boats, 4858 Trawl net boats and 814 valloms called at CFH during the year. CFH received accreditation from Export Inspection Agency w.e.f 7th October 2013 valid up to 6th October, 2016.

**XI. ELECTRICITY**

260,47,000 (260.47 lakhs) units (Kwh) of electricity at Willingdon Island and 64,53,250 (64.53 Lakhs) units (Kwh) of electricity at Vallarpadam were purchased from KSEB and 12,573 (0.13 Lakh) units (Kwh) of electricity was generated at CoPT's Powerhouse, for Port's own purpose and for distribution to consumers during the year 2014-15.

**XII. ESTATES**

Total area of Port estates stood at 886.046 Ha. (2188.53 acres) including land at Puthuvypeen, Vallarpadam, Mulavukad, Palluruthy, Ernakulam, Fortkochi, Thevara and Pachalam.

**XIII. SAFTY AUDIT**

Quarterly Safety Audits were conducted in areas handling hazardous/ noxious cargoes, during the year 2014-15, as per MoS direction.

# VII. LABOUR WELFARE AND INDUSTRIAL RELATIONS

## 1. Labour Situation

Labour situation at the Port was generally peaceful during the year.

## 2. Family Security Fund

An amount of Rs. 11, 94,503/- was disbursed to the employees/their families from the Family Security Fund on retirement/resignation/death. An amount of Rs. 1,09,470/- was spent towards supply of newspapers and periodicals at various reading rooms/rest sheds.

## 3. Accident to Shore Workers

During the year 2014-2015, 5 Nos. accidents were reported. A category wise analysis of these accidents is furnished in Statement No. 33 in the Statistical Appendices.

An amount of Rs.2,03,675/- was paid to the workers as compensation and injury leave and Rs.1,06,33,207/- as medical reimbursement during the year.

## 4. Group Insurance Scheme

The Group Insurance Scheme introduced at the Port was well patronised by Port employees. A sum of Rs.63,16,295/- was disbursed during the year to the retired employees/dependents of deceased employees under the Group Insurance Scheme.

## 5. Exgratia Relief from the Welfare Fund

A sum of Rs.55,750/- was disbursed to the employees and their families from the Welfare Fund as Exgratia assistance to meet the funeral expenses of deceased Port employees.

## 6. Scholarships

During the year an amount of Rs.1,67,000/- was incurred in awarding Merit-cum-means Scholarships to the children of the Port employees studying in various grades ranging from Secondary School level to

Post Graduate Course including Medical, Engineering and Technology. Amounts of Scholarships ranged from

Rs. 250 to 1000 per annum with duration of 2 to 5 years.

## 7. Children's Education Allowances

Children's Education Allowances and reimbursement of Tuition Fees are granted upto Higher Secondary Classes as per the Government Rules and as envisaged in the current Wage Revision Settlement. Children's Education Allowances at a maximum of Rs.15,000 is granted to the children of the Port employees as envisaged in the current Wage Revision Settlement.

## 8. Co-operative Society

The Cochin Port Employees Co-operative Society functioned during the year with full patronage of Port employees.

## 9. Canteen

There are six canteens functioning in Cochin Port Trust:-

The Canteens are run by Canteen Management Committee in the respective Departments. One Tea Booth at GAD Building is also functioning in the Port.

Ernakulum and Mattancherry Wharf Canteens are statutory canteens under the Dock Workers (Safety Health and Welfare) Regulations 1990.

## 10. School

### a) Sisu Vihar Nursery School

An annual grant of Rs.25,000/- was given from the Welfare Fund to the Nursery School, Sisu Vihar, run by the Women's Club of Willington Island. Free building, water electricity etc. have been

provided to the Nursery School.

b) **Sir Robert Bristow Primary & Secondary School**

Land & Buildings have been provided free of cost to the Kerala State Government for running the Primary & Secondary School. 10,000 Gallen fresh water is granted to these schools every month free of charge.

c) **Kendriya Vidyalaya**

Kendriya Vidyalaya is functioning at the South End of Willingdon Island, land, building & furniture have been provided by the Port. 50% of the seats in Standard 1 is allotted to the children of Port employees.

### 11. Sports and Games

In the All India Major Ports Athletics Meet held at Visakhapatnam Port Trust from 16-18 December 2014 Sri K.J. Joyson, won Bronze medal in 800 M Silver Medals in 1500 M, 5000 M and in 10000 M. In the men's category.

In the All India Major Ports Cultural Meet held at VOC Port Trust, Tuticorin from 8-11 January, 2015 Port team won second place in Play let and third place in Group Song events..

In the All India Major Ports Shuttle Badminton Tournament held at Kamaraj Port Trust, Chennai form 11-13 March, 2015 our team won the Championship defeating Visakhapatnam Port Trust in the finals.

Sri Joy T. Antony, Sr. Accountant, GAD won gold medal in the Men Singles event and he won the Open Doubles event also partnering Sri. Pranav. S, Sports Trainee. Sri. Pranav. S Sports Trainee won the Open Men Singles event and Sri. Aswin Paul, Sports Trainee got the Bronze medal in the open men singles event.

In the All India Major Ports Football Tournament hosted by Kolkata Port Trust from 23-27 March 2015, Cochin Port Trust team won the Championship beating the host Kolkata 2-1 in the finals.

Cochin Port Trust Volleyball team won the All India

Volleyball Tournament held at Manathavady, Wayanad form 10-15 March 2015 and was Runners-up in the All Kerala Volleyball Tournaments at Mannarkkad, Palakad from 16-17 Nov. 2014 and at Kalady, Trivandrum from 19-23 Nov. 2014.

Sri. K. Abdul Nazer, Sr. Accountant was the coach of the Kerala State Beach Volleyball Men team in the National Games held at Kerala from 31<sup>st</sup> January 2015 to 14<sup>th</sup> February 2015 while Sri. Paul Joseph, Sports Inspector represented the State as player.

### 12. Housing

During the year 2014-15, 28 nos Qrts. and 12 nos of hostels were allotted to the employees of Cochin Port Trust.

### 13. Security

The CISF unit in Cochin Port Trust is having authorised strength of 650 against which 520 are posted. The Unit is headed by one Sr. Commandant and assisted by 03 Asst. Commandant's. The Security and protection of all vital installations and the Administration Building are taken care of by CISF. These include; Oil Tanker berths, COT, Power House, Electric Substation, Main receiving station, Ernakulam and Mattancherry wharfs, BTP, South Coal berth, BPCL(STF), LNG and ICTT Vallarpadam. Security cover is provided by means of static duty posts, two check posts at the toll gates, boat patrolling and Quick Reaction Team's (QRT) in Vallarpadam, Vyppin as well as Willingdon Island.

Boat patrolling is carried out round the clock by marine QRT personnel, in the Ernakulam as well as Mattancherry channels in two boats. QRT personnel use the speed boat to intercept any vessel intruding into the harbour or shipping channel. The boat patrol counterchecks other vessels moving through the harbour area by routine as well as surprise checks

Access Control is maintained by CISF in CPT through Bio metric cards and passes of various kinds issued after proper verification. Record of men and material entering and exiting the Port is maintained. Thorough security check is conducted while entering and exiting the Port area



CCTV coverage/surveillance is conducted in the Port area. A total of 25 CCTV cameras are installed in CPT. Communication is achieved through intercom as well as 58 hand held walkie-talkie sets and 20 base sets.

A new check post has been added, in order to keep a tab on the illegal activities in Vyppin area, as well as to secure Port Trust’s property in that region, which was hitherto unguarded.

**14. Medical Facilities**

1. Cochin Port Trust has a multi specialty hospital having a capacity of 110 beds and is controlled and managed by the Chief Medical Officer with the assistance of Dy. Chief Medical Officer (GD) -1, Sr. Dy. Chief Medical Officer (Spl) - 2 (Vacant), Sr. Medical Officers(General Duty) – 3, Sr. Medical Officers( Specialist) – 2, Dy. Chief Medical officer (Spl) 1 (vacant), Medical Officers – 6 at a total of 13 doctors and a group of 22 specialists, 1 on call and 3 super specialists.

They attend to the health care of the Port employees including DLD employees and their families, CISF personnel’s and their dependents, Pensioners and their spouses and other Central Government employees posted in Willingdon Island like Indian Railways, FACT and Cochin Shipyard Ltd employees and dependants from Cochin Port Trust etc.

2. The I.C.U. of this hospital is provided with 7 beds with Monitors, Defibrillators, and Centralised Oxygen and Suction System. Cardiac Monitors are being provided in ICU and Theatre. The Department of Medicine and Cardiology has been functioning efficiently. Two channels computerised ECG Analysers and Philip Echo & Ultra Sound Machine also are available in maximum utilisation of the same. Pulmonary Function Tests are also done whenever necessary.

A full-fledged operation theatre complex with three major operation theatre rooms with all modern facilities. All type of surgeries are benign done on a regular basis.

In Gynaec & Family Welfare Section, all major Obstetrics & Gynaec procedures including Laproscopic surgery were done during the year 2014-2015. The Ultra Sound Scanning, Colour Doppler and Echocardiogram are done for diagnostic accuracy to the maximum extent.

About 102351 Out -patients availed service of this hospital during the year 2014-2015 and In-patient occupancy was 1721.

Four First Aid Posts located at different operational areas of the Port are manned round the clock throughout the year. A self contained dispensary is functioning at the CSL Port Workshop. Full time Ambulance service is available in the Hospital.

The school of Nursing attached to Cochin Port Trust Hospital is functioning under Cochin Port Trust Educational Society with an admission strength of 20 students every year since 2000 January under the guidance of Chief Medical Officer.

Clinical Meetings and CME Programmes were organised for Medical officers and other Para Medical Staff.

Details of Medical treatment given during the year 2014-2015 are furnished below:-

<b>(A) OP Section</b>	<b>2014-15</b>	<b>2013-14</b>
(i) Port employees and their families	58149	52451
(ii) Non Port employees	17287	13223
(iii) Workshop dispensary	5598	587
(iv) Pensioners	53979	48976
<b>Total</b>	<b>135013</b>	<b>115237</b>
<b>(B) IP Section</b>		
(i) Port employees and their families	1711	2257
<b>Grand Total</b>	<b>136724</b>	<b>117494</b>

**15. Hospital/ Medical Reimbursement**

In addition to the Medical facilities provided through the Cochin Port Trust Hospital, an amount of Rs.6,31,837/- was reimbursed during the year 2014-2015 towards medical facilities availed in other hospitals.

**16. Grievance Redressal**

As per Ministry's directive Public Grievances Redressal Machinery was constituted at Cochin Port Trust in 1991. The Secretary is the Director of Public Grievances. The name and contacts details of Director of Public Grievances are displayed in front of the Administrative Block. The Director receives the Grievances every Wednesday between 3pm to 5pm in addition to written Grievances received on regular basis.

The second level Officer ( Deputy HODs) is also acting as Grievance Officer for each department to attend the Public Grievances received by the concerned department. Complaint/Suggestion boxes have been provided in the prominent places in each department to receive the grievance/complaints.

The grievances received through the Centralised Public Grievances Redressal and Monitoring System (CPGRAMS) were also processed in a time bound manner. A direct link to CPGRAMS website: [pgporpal.gov.in](http://pgporpal.gov.in) has been provided in the website of Cochin Port Trust for online submission of grievances [www.cochinport.gov.in](http://www.cochinport.gov.in)

In compliance with the orders of the Hon'ble Supreme Court of India, Complaint Committee (Women's Cell) formed in 2004 for prevention of sexual harassment of women in work place and redressal of complaints made by the victims, held its two meetings during 2014-2015.

**17. Client's Citizen's Charter**

The Clients Citizens Charter of Cochin Port Trust has been formulated as per the Result Framework Management

System of Cabinet Secretariat. A Taskforce (consisting of Port Officials and representatives of stake holders) constituted for formulating and reviewing the Clients Citizens Charter exists in Cochin Port Trust meets on quarterly basis and views the Citizen Charter for further modifications. The Citizen Charter is hosted in the website of Cochin Port Trust and made available in All Departments.

**18. Group Gratuity Scheme** An amount of Rs.5,92,201/- was disbursed during the year 2014-2015 as gratuity amount equal to the remaining service of the deceased employee.

**19. Transport facilities.**

The Dredger Crews and staff posted at Cochin Oil Terminal were provided with free transport facilities by launch from shore to vessel/terminal and back.

**20. Additional Welfare Facilities provided for Dock Labour Division Employees.**

- a. Financial help for marriage of children of employees of Dock Labour Division are being granted a gift of Rs.500 for the marriage of 1 of their children in service period. Total amount paid is Rs.1000/-.
- b. Financial Assistance for purchasing spectacles a sum of Rs.100 or the actual cost of spectacles whichever is less is being paid to employees/workers for the purchase of spectacles once in 5 years. Amount paid during the year 2014-15 is NIL.
- c. A gift of Rs.1000 in lieu of memento at the time of retirement. Amount paid during the year 2014-15 is Rs.20,000.
- d. Scholarship and prizes awarded to the children of employees studying in Std. V upto Post Graduation/Professional Courses on merit basis. Amount paid during the year 2014-15 is Rs.6,150/-.

# VIII GENERAL ACTIVITIES

## A. MILESTONES / ACHIEVEMENTS

- a. The formal agreement with Indian Oil Corporation Ltd. for setting up and constructing the Multi User Liquid Terminal at Cochin Port executed on 04-04-2014. The Rs.170 crore construction is to be done by Cochin Port Trust for IOCL.
- b. As part of enhancing the security of SPM terminal stationed 19.5km offshore, a high speed boat procured by BPCL was launched by the State Home Minister on 25-11-2014.

## B. SWACHH BHARAT CAMPAIGN

As part of Government of India's "Swachh Bharat" Mission the following activities were organized in the Port on 2<sup>nd</sup> October 2014.

- ◆ Chairman administered the Swachh Bharat pledge to the employees on 2-10-2014.
- ◆ The Priyadarshni Park on Willingdon Island, roads, drains, toilets and lakeside avenue were cleaned. The overgrowth of plants, shrubs and the like were cleared.
- ◆ The toilets and surroundings of the two schools on Willingdon Island were cleaned.
- ◆ The Cochin Port Trust has tied up with the mission of 'Suchwitha' Mission of the Govt. of Kerala to put up a septage treatment plant.
- ◆ An essay writing competition from among the children of the Port's employees was conducted on 29-10-2014 as a part of the Swachh Bharat Campaign and cash awards given to the winners.
- ◆ A mass run was arranged with the active participation of Port employees stake holders and port users on 31-10-2014. T-Shirts and caps with Swachh Bharat logo were distributed to the participants. Dr.K.N.Raghavan, IRS, Commissioner of Customs flagged off the mass run. The

valedictory function of the first phase of the campaign was conducted at the Conference Hall, Cochin Port Trust at 3 PM. Dr.K.N.Raghavan IRS, Commissioner of Customs was the Chief Guest and was presided by Deputy Chairman.

- ◆ On the birth anniversary of Sardar Vallabhai Patel on 31<sup>st</sup> October 2014, Rashtriya Ekta Divas, Deputy Chairman administered the pledge to the Employees.

## C. VISITS

- I. Public Accounts Committee of Parliament visited the Port and took evidence on 11-11-2014.
- II. Hon'ble Union Minister for Shipping visited Cochin Port on 8<sup>th</sup> and 9<sup>th</sup> January, 2015. He reviewed the working of the Port.
- III. Chief Secretary, Government of Kerala visited Cochin Port on 27-2-2015 and held discussions on all pending issues including GAIL pipeline for LNG Terminal.

## D. IMPORTANT EVENTS

- a. Hosted "Destination Cochin" a business meet on Bunkering at Cochin on 15-05-2014.
- b. A meeting with EXIM Traders at Coimbatore was convened on 17-09-2014, to market the ICTT to them.

## E. IMPORTANT MEETINGS/DISCUSSIONS ATTENDED BY CHAIRMAN

1. Held discussion with CMD, FACT on 01-04-2014 regarding increasing their throughput through Cochin Port.
2. Meeting convened by Secretary (Shipping) on 05-05-2014 regarding issues related to depths in Cochin Port at New Delhi.
3. Held discussions with Divisional Railway Manager, Trivandrum regarding transporting LNG cargo



- through rail on 21-05-2014.
4. Meeting on 28-05-2014 convened by Hon'ble Chief Minister, Government of Kerala regarding issues related to laying of pipelines by GAIL.
  5. 29<sup>th</sup> General Council of Goshree Island Development Authority at Cochin chaired by Hon'ble Chief Minister, Government of Kerala on 31-05-2014.
  6. Held meeting with Secretary, LSGD, Govt. of Kerala regarding setting up of Septage Treatment Plant in Cochin Port and also held a meeting with NHAI regarding Road Connectivity to ICTT on 09-06-2014.
  7. Chaired committee constituted by Ministry of Shipping to examine the recommendations made by D.A (Ports) on Stevedoring policy at Delhi on 03-07-2014.
  8. Held discussions with Commissioner of Customs, Development Commissioner, Cochin SEZ and Petronet LNG at Cochin on 14-07-2014 regarding reloading of LPG from storage Tanks of PLL.
  9. Review meeting of Major Ports convened by Hon'ble Union Minister for MoRTH&Shipping at Mumbai on 28-07-2014.
  10. Meeting convened by Secretary (Shipping) on Dredging Policy at Delhi on 04-08-2014.
  11. Empowered Committee meeting on Renewal/ Extension of Leases of land allotted to PSUs/Govt. Organizations at Delhi on 08-08-2014.
  12. 2<sup>nd</sup> Coastal Shipping and Inland Water Transport Business Summit 2014 at Cochin on 29-08-2014.
  13. SFC meeting chaired by Secretary (Shipping) for considering proposal of construction of Subway/ Flyover in front of ICTT at Delhi on 11-9-2014.
  14. Chaired the 1<sup>st</sup> and 2<sup>nd</sup> meeting of the Committee Constituted for Amicable Settlement of the Dispute between Kolkata Port and Haldia Bulk Terminal pending before the Arbitral Tribunal at Delhi on 16-9-2014 and 26-9-2014 respectively.
  15. Meeting convened by Addl. Chief Secretary, Government of Kerala at Thiruvananthapuram on issues related to sanctioning of Environmental Clearance to Multi User Liquid Terminal on 19-9-2014.
  16. Wreath Laying Ceremony and paid homage to the country's martyrs in war at the War Memorial of Southern Naval Command on 04-12-2014.
  17. Brainstorming Session on Finalization of Plans for 2015-16 by Secretary (Shipping) at Delhi on 2-01-2015 & 3-01-2015.
  18. Meeting convened by Special Secretary (Commerce) regarding issues related to Vallarpadam SEZ and Cabotage Policy at Delhi on 6-01-2015.
  19. Chaired meeting of IPA with Federations on 09-03-2015 to discuss pending IR Issues
  20. Meeting of Task force on Simplification of Procedures using IT chaired by Hon'ble Minister at New Delhi on 09-03-2015.
  21. Meeting chaired by Secretary (Shipping) with Federations on 10-03-2015 on Industrial Relation Issues
  22. Meeting of the Departmental Parliamentary Standing Committee on Transport, Tourism & Culture to examine Demands for Grants of Ministry of Shipping at Delhi on 31-03-2015.



---

**PART II**  
**STATISTICAL APPENDICES**

---



# Index...

SL. NO.	STATEMENTS	PAGE NO.
1	TOPOGRAPHY OF PORT	
2	BERTH PARTICULARS	
3	FLOATING CRAFTS	
4	CARGO HANDLING EQUIPMENTS	
5	STORAGE FACILITIES	
6	COMMODITYWISE & CATEGORYWISE CARGO TRAFFIC HANDLED	
7	FLAGWISE DISTRIBUTION OF TRAFFIC	
8	ORIGIN & DESTINATION-WISE OVERSEAS TRAFFIC HANDLED	
9	COMMODITYWISE TRAFFIC HANDLED	
10	COMMODITYWISE LOADED CARGO RECEIVED BY DIFFERENT MODES OF TRANSPORT	
11	COMMODITYWISE UNLOADED CARGO DESPATCHED BY DIFFERENT MODES OF TRANSPORT	
12	COMMODITY WISE & CATEGORY WISE TRANSIT TRAFFIC OF OTHER COUNTRIES CARGO	
13	NUMBER AND TYPE OF CONTAINER HANDLED	
14	CONTAINER CARGO AND TARE WEIGHT OF CONTAINERS HANDLED	
15	INLAND (LANDWARD) CONTAINER MOVEMENT -OUTGOING FROM PORT AFTER UNLOADING FROM SHIP	
16	INLAND (LANDWARD) CONTAINER MOVEMENT -INCOMING TO THE PORT FOR LOADING ON THE SHIP	
17	PERFORMANCE OF MAJOR PORT	
18	PERFORMANCE OF MAJOR PORT	
19	DISTRIBUTION OF PRE-BERTHING WAITING TIME	
20	DISTRIBUTION OF NON-WORKING TIME AT WORKING BERTH	
21	COMMODITY-WISE PERFORMANCE INDICATORS	
22	COMMODITY-WISE PERFORMANCE INDICATORS	
23	BERTH OCCUPANCY	
24	AVAILABILITY OF CARGO HANDLING EQUIPMENTS	
25	SHORE LABOUR PRODUCTIVITY	



SL. NO.	STATEMENTS	PAGE NO.
26	DOCK LABOUR PRODUCTIVITY	
27	AVAILABILITY & UTILIZATION OF EQUIPMENTS (OTHER THAN CONTAINER HANDLING)	
28	AVAILABILITY & UTILIZATION OF CONTAINER HANDLING EQUIPMENTS	
29	PERFORMANCE OF CONTAINER HANDLING EQUIPMENT	
30	PERFORMANCE OF DREDGER	
31	NUMBER, TYPE AND SIZE OF SHIPS SAILED	
32	PASSENGER TRAFFIC AT MAJOR PORT	
33	ACIDENTS AT MAJOR PORT	
34	EMPLOYMENT AT MAJOR PORT	
35	INCOME & EXPENDITURE OF MAJOR PORT	
36	APPLICATION OF FUNDS & OTHER FINANCIAL STATISTICS	
37	OPERATING EXPENDITURE BY HEAD OF EXPENDITURE	
38	FINANCIAL DATA OF PRIVATE TERMINAL OPERATOR	
39	FINANCIAL INDICATORS	
40	CAPITAL EXPENDITURE ON PLAN AND NON-PLAN SCHEMES	

## STATEMENT-1 TOPOGRAPHY OF PORT

**Port : Cochin Port Trust**

**Year : 2014-15 (As on March 2015)**

Location		Entrance Channel			Turning Circle		Type of Dock/Port
Latitude	Longitude	Length (km.)	Minimum Depth (mtrs.)	Minimum Width (mtrs.)	No.	Diameter	
1	2	3	4	5	6	7	8
09° 58"	76° 16"	16 km	15.95	260	4	350/500/700	RIVERINE PORT





## STATEMENT- 2 BERTH PARTICULARS

Port : Cochin Port Trust

Year : 2014-15 (As on March 2015)

S.No.	Berth Name, No.	Type of Berth	Designed/ depth (mtrs.)	Permissible draft (mtrs.)	Quay length (mtrs.)
1	2	3	4	5	6
1	Q.1	General Cargo	9.70	9.14	460
2	Q.2	General Cargo			
3	Q.3	General Cargo			
4	Q.4	POL Products	9.70	9.14	210
5	Q.5	General Cargo	10.70	10.00	503
6	Q.6	General Cargo			
7	Q.7	General Cargo	11.20	10.50	503
6	Q.8	General Cargo	12.00	11.00	414
8	Q.9	General Cargo			
9	Q.10	Fertilizer & Raw- Materials	11.20	10.70	278
10	BTP	Dry / Liquid Bulk	10.70	10.00	410
12	NCB	Dry / Liquid Bulk	9.70	9.14	410
11	COT	Crude / POL Products	13.20	12.50	430
13	NTB	POL products	9.70	9.14	298
14	SCB	Liquid Cargo	9.70	9.14	192
15	STB	POL Products	9.70	9.14	266
16	SPM	Crude Oil	28.00	22.50	370
17	UTL	Passenger	6.00	5.30	300
18	ICTT- V2	Containers	15.95	14.50	600
19	ICTT- V3	Containers			
20	LNG	LNG	14.50	12.50	376.50





## STATEMENT- 3 FLOATING CRAFTS

Port : Cochin Port Trust

Year : 2014-15 (As on March 2015)

S. No.	Type of Craft	Owned by Port		Hired by Port		Remarks
		No.	Rated Capacity	No.	Rated Capacity	
1	2	3	4	5	6	7
<b>1</b>	<b>Dredgers</b>					
i)	Nehru Shatabdi	1	2 X 1400 BHP			
ii)	Poclain	1	98.6 BHP			
<b>2</b>	<b>Tugs</b>					
i)	Vallarpadam	4	2 X 2412 BHP	No. 1 (Ocean Elite)	2 X 2500 BHP	
ii)	Vypeen			No.1 (Ocean Pioneer)	2 X 2500 BHP	
iii)	Balavan		2 X 1870 BHP			
iv)	Baali					
<b>3</b>	<b>Launches</b>					
i)	General purpose Launches (Venad)	1	2 X 474 BHP			Buoy Tender and Anti Pollution
ii)	Survey Launches	-	-			
iii)	Mooring Launches	4	1 X 109 BHP each			
iv)	Pilot Launches	2	1) 2 X 380 HP 2) 2 X 325 HP			
v)	CISF Patrol Boat	1	1 X 140 HP			
vi)	CISF Speed Boat	1	40 HP OBE			
<b>4</b>	<b>Barges</b>					
i)	Jalaprabha	1	2 X 235 BHP CAP - 200 T			
ii)	Vijaya	1	DUMB CAP - 100 T			
<b>5</b>	<b>Floating Cranes</b>					
i)	Periyar	1	2 X 265 HP Crane - 100 T			
<b>6</b>	<b>Others</b>					
i)	Regal 1900	1	1 X 1925 HP			
ii)	Regal 2860	1	2 X 160 HP			



## STATEMENT- 4 CARGO HANDLING EQUIPMENTS

Port : Cochin Port Trust

Year : 2014-15 (As on March 2015)

S. No.	Type of Equipment	Owned by Port		Hired by Port		Remarks
		Number	Rated Capacity (Tonnes)	Number	Rated Capacity (Tonnes)	
1	2	3	4	5	6	7
1	Wharf Cranes					
(a)	ELL					
(b)	Harbour Mobile Crane	1	40			
2	Mobile Cranes					
3	Fork Lift Trucks	14	3			2 Nos.FLTs out of 14 Nos. are survey reported
4	Pay Loaders					
5	Tractor					
6	Transfer Cranes					
7	Top Lift Trucks					
8	Gantry Cranes					
(a)	Yard Gantry Cranes					
(b)	Rail Mounted Gantry Cranes					
(c)	Rubber Tyred Gantry Cranes					
9	Reach Stackers	1	45			
10	Locomotives					
11	Trailers					
12	Specialised Mechanical Cargo Handling Equipment					
13	Marine Loading Arms for handling liquid cargo					
14	Others					



## STATEMENT-5 STORAGE FACILITIES

**Port : Cochin Port Trust**

**Year : 2014-15 (As on March 2015)**

Type	Dry Storage Accommodation			Liquid Storage Tanks			Container				
	No	Area (Sq. Mtrs.)	Location <i>[inside Port/ Outside Port]</i>	No	Location <i>[inside Port/ Outside Port]</i>	Capacity (KLS / Tonnes)	Type of Cargo	No	Location <i>[inside Port/ Outside Port]</i>	Capacity/ Area (TEUs)	Remarks
<b>A) Port Owned</b>											
a) Covered											
i) Transit sheds/Overflow sheds	10	28770	Inside Port								
ii) Ware Houses	5	14735	Inside Port								
iii) Container Freight Station	1	10000	Inside Port								
b) Open	2	125000	Inside Port								
c) Container Yard		w						1 10	Port ICTT	462 TEUs 2446 Ground Slots	
d) Reefer Points (No.)								64 450	Port ICTT		
e) Liquid Storage, Tank, Farms etc.											
<b>B) Others (Private/users agencies)</b>											
a) Covered											
i) Transit sheds/Overflow sheds											
ii) Ware Houses											
iii) Container Freight Station											
b) Open											
c) Container Yard											
d) Reefer Points (No.)				115	Inside Port	316711					POL & Chemical
e) Liquid Storage, Tank Farms etc.											



## STATEMENT- 6

### COMMODITYWISE & CATEGORYWISE CARGO TRAFFIC HANDLED

Port : Cochin Port Trust

Year : 2014-15 (As on March 2015)

(In '000 tonnes)

S.N.	Commodity	Overseas			Coastal			Grand Total
		Unloaded	Loaded	Total	Unloaded	Loaded	Total	
1	2	3	4	5	6	7	8	9
<b>A</b>	<b>LIQUID BULK</b>							
1	POL- Crude	9023	0	9023	1631	92	1723	10746
2	POL-Products	202	782	984	1040	1247	2287	3271
3	LNG	262	133	395	0	0	0	395
4	Edible Oil	4	0	4	0	0	0	4
5	FRM-Liquid	237	0	237	17	0	17	254
6	Others	127	19	146	0	0	0	146
<b>B</b>	<b>DRY BULK</b>							
1	Iron Ore (All)							
	(a) Pellets	0	0	0	0	0	0	0
	(b) Fine	0	0	0	0	0	0	0
2	Other Ores	0	0	0	0	0	0	0
3	Thermal Coal	0	0	0	0	0	0	0
4	Coking Coal	98	0	98	0	0	0	98
5	Other Coal	0	0	0	0	0	0	0
6	Fertilizer	68	0	68	0	0	0	68
7	FRM-Dry	378	0	378	0	0	0	378
8	Food Grains (excluding pulses)	0	0	0	0	0	0	0
9	Pulses	0	0	0	0	0	0	0
10	Sugar	0	0	0	0	0	0	0
11	Cement	27	0	27	676	0	676	703
12	Salt	0	0	0	38	0	38	38
13	Iron Scrap	0	0	0	0	0	0	0
14	Others	193	0	193	10	0	10	203

Contd...



S.N.	Commodity	Overseas			Coastal			Grand Total
		Unloaded	Loaded	Total	Unloaded	Loaded	Total	
1	2	3	4	5	6	7	8	9
<b>C</b>	<b>BREAK BULK</b>							
1	Iron & Steel	7	0	7	9	0	9	16
2	Timber & Logs	11	0	11	0	0	0	11
3	Tea & Coffee	0	0	0	0	0	0	0
4	Food Grains (excluding pulses)	0	0	0	0	0	0	0
5	Pulses	0	0	0	0	0	0	0
6	Sugar	0	0	0	0	0	0	0
7	Cement	0	0	0	6	0	6	6
8	Project Cargo	0	0	0	0	0	0	0
9	Fertilizer	0	0	0	0	0	0	0
10	Automobiles (Tonnes)	0	0	0	0	0	0	0
	(Nos.)	0	0	0	0	0	0	0
11	Others	6	0	6	7	0	7	13
<b>D</b>	<b>CONTAINER</b>							
	(Tonnes)	1649	1447	3096	1646	175	1821	4917
	(TEUs)	118601	120292	238893	59927	50549	110476	349369
<b>E</b>	<b>TRANSHIPMENT</b>							
1	Container (Tonnes)	30	30	60	134	134	268	328
	(TEUs)	2470	2470	4940	6033	6034	12067	17007
2	Others	0	0	0	0	0	0	0
<b>TOTAL (A+B+C+D+E)</b>		12322	2411	14733	5214	1648	6862	21595



## STATEMENT- 7 FLAG WISE DISTRIBUTION OF TRAFFIC

Port : Cochin Port Trust

Year : 2014-15 (As on March 2015)

(in '000 tonnes)

Sl.No	Nationality	No. of Ships	Volume of Cargo			Total
			Unloaded	Loaded	Transhipment	
1	2	3	4	5	6	7
<b>A</b>	<b>Overseas</b>					
1	ANTIGUA AND BARBUDA	3	2	0	0	2
2	BAHAMAS	4	132	0	0	132
3	BERMUDA	3	6	7	0	13
4	BANGLADESH	4	215	0	0	215
5	BARBADOS	1	38	0	0	38
6	BELIZE	1	1	0	0	1
7	BRITISH INDIAN OCEAN TERRITORY	1		33	0	33
8	CAYMAN ISLANDS	2	14	0	0	14
9	CHINA	4	18	90	0	108
10	CYPRUS	2	86	0	0	86
11	DENMARK	2	9	0	0	9
12	GREECE	9	865	0	0	865
13	HONG KONG	79	606	440	0	1046
14	INDIA	72	1797	175	13	1985
15	ITALY	3	285	0	0	285
16	LIBERIA	93	2734	191	14	2939
17	LIBYAN ARAB JAMAHIRIYA	4	476	0	0	476
18	MALAYSIA	1	5	0	0	5
19	MALTA	14	1629	0	0	1629
20	MARSHALL ISLANDS	59	270	248	0	518

Contd...